



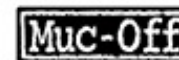
Platz	SNr	Name	NAT	Team	Kategorie	ELMEN	IMST-EIN	IMST-AUS*	PILLER-H.	NAUDERS	ST. MARIA	UMBRAIL	GOMAGOI	SULDEN	TOTAL**	Rückst.
1	542	<b>CUNICO Roberto</b>	ITA	Beraldo Greenpaper Europa Ovini	MEN	01:41:37	02:43:11	02:48:31	04:02:02	05:26:43	06:33:08	07:24:12	08:07:26	08:36:30	<b>08:31:11</b>	<b>0</b>
						01:41:37	01:01:33	00:05:19*	01:13:31	01:24:40	01:06:25	00:51:03	00:43:14	00:29:04	29,23 km/h	
1	604	<b>ZEN Enrico</b>	ITA	Beraldo Greenpaper Europa Ovini	MEN	01:41:36	02:43:10	02:48:28	04:01:59	05:27:34	06:33:07	07:24:56	08:07:25	08:36:29	<b>08:31:11</b>	<b>0</b>
						01:41:36	01:01:33	00:05:18*	01:13:30	01:25:35	01:05:32	00:51:49	00:42:28	00:29:04	29,23 km/h	
3	483	<b>LUDEWIG Joerg</b>	GER	TEAM ALPECIN 2014	MEN	01:41:19	02:42:51	02:48:10	04:01:40	05:26:23	06:32:50	07:30:35	08:12:28	08:42:11	<b>08:36:52</b>	<b>+5:41</b>
						01:41:19	01:01:31	00:05:19*	01:13:29	01:24:42	01:06:27	00:57:44	00:41:53	00:29:42	28,90 km/h	
4	541	<b>HORNETZ Bernd</b>	GER	Beraldo Greenpaper Europa Ovini	MAS MEN	01:41:35	02:43:13	02:48:27	04:01:57	05:27:35	06:33:26	07:31:34	08:13:28	08:43:00	<b>08:37:47</b>	<b>+6:36</b>
						01:41:35	01:01:37	00:05:13*	01:13:29	01:25:38	01:05:51	00:58:08	00:41:53	00:29:31	28,85 km/h	
5	605	<b>BERTUOLA Alessandro</b>	ITA	Beraldo Greenpaper Europa Ovini	MEN	01:39:48	02:39:17	02:44:16	03:56:48	05:26:06	06:33:16	07:37:18	08:21:40	08:51:28	<b>08:46:30</b>	<b>+15:19</b>
						01:39:48	00:59:29	00:04:58*	01:12:31	01:29:18	01:07:09	01:04:02	00:44:21	00:29:47	28,38 km/h	
6	638	<b>SCHILLINGER Andreas</b>	GER	Kümmersbruck	MEN	01:41:40	02:43:25	02:48:32	04:01:59	05:26:44	06:33:13	07:33:34	08:19:22	08:52:07	<b>08:47:00</b>	<b>+15:49</b>
						01:41:40	01:01:44	00:05:07*	01:13:26	01:24:45	01:06:29	01:00:20	00:45:48	00:32:44	28,35 km/h	
7	590	<b>HERRMANN Roman</b>	GER	Wilken Corporate Group,Ulm	MEN	01:41:39	02:43:25	02:48:29	04:02:04	05:30:51	06:41:45	07:40:53	08:22:15	08:52:30	<b>08:47:27</b>	<b>+16:16</b>
						01:41:39	01:01:45	00:05:03*	01:13:35	01:28:46	01:10:53	00:59:08	00:41:22	00:30:14	28,32 km/h	
8	38	<b>KIRCHMAIR Stefan</b>	AUT	Kirchmair Cycling Team	MEN	01:40:03	02:41:46	02:46:51	04:00:29	05:30:31	06:40:06	07:39:15	08:22:17	08:58:56	<b>08:53:52</b>	<b>+22:41</b>
						01:40:03	01:01:43	00:05:04*	01:13:37	01:30:02	01:09:34	00:59:08	00:43:01	00:36:39	27,98 km/h	
9	537	<b>GSCHNITZER Thomas</b>	ITA	Dr.Straube Cycling Team	MEN	01:41:31	02:43:04	02:48:21	04:01:56	05:31:53	06:41:52	07:45:32	08:33:40	09:06:13	<b>09:00:56</b>	<b>+29:45</b>
						01:41:31	01:01:32	00:05:17*	01:13:34	01:29:57	01:09:59	01:03:39	00:48:08	00:32:32	27,62 km/h	
10	637	<b>SCHWARZMANN Michael</b>	GER	Betzigau	MEN	01:41:41	02:43:22	02:48:32	04:02:01	05:30:50	06:42:03	07:49:41	08:37:02	09:11:00	<b>09:05:50</b>	<b>+34:39</b>
						01:41:41	01:01:41	00:05:10*	01:13:28	01:28:49	01:11:12	01:07:37	00:47:21	00:33:57	27,37 km/h	
11	388	<b>WEBER Christian</b>	SUI	Spreitenbach	MAS MEN	01:41:38	02:43:10	02:48:32	04:05:02	05:36:23	06:49:28	07:55:44	08:40:52	09:13:09	<b>09:07:47</b>	<b>+36:36</b>
						01:41:38	01:01:32	00:05:22*	01:16:29	01:31:21	01:13:04	01:06:15	00:45:08	00:32:17	27,27 km/h	
12	437	<b>METZ Hannes</b>	ITA	Bozen	MEN	01:41:34	02:43:08	02:48:22	04:04:20	05:36:14	06:49:30	07:54:35	08:40:50	09:13:47	<b>09:08:34</b>	<b>+37:23</b>
						01:41:34	01:01:34	00:05:13*	01:15:58	01:31:53	01:13:16	01:05:04	00:46:15	00:32:57	27,23 km/h	



## Langdistanz Sonthofen - Sulden 252km 6.078hm

Wertung: Gesamt

Platz	SNr	Name	NAT	Team	Kategorie	ELMEN	IMST-EIN	IMST-AUS*	PILLER-H.	NAUDERS	ST. MARIA	UMBRAIL	GOMAGOI	SULDEN	TOTAL**	Rückst.
13	545	<b>PLONER Andreas</b>	ITA	team Naturno brugger	MEN	01:41:26 01:41:26	02:44:01 01:02:34	02:48:40 00:04:39*	04:04:05 01:15:24	05:36:01 01:31:55	06:50:07 01:14:06	07:58:03 01:07:56	08:44:40 00:46:37	09:17:55 00:33:14	<b>09:13:16</b> 27,00 km/h	<b>+42:05</b>
14	611	<b>WAIBL Franz</b>	AUT	Tarrenz	MEN	01:41:34 01:41:34	02:44:54 01:03:20	02:50:45 00:05:50*	04:10:33 01:19:47	05:45:58 01:35:25	06:59:54 01:13:55	08:03:44 01:03:49	08:48:11 00:44:27	09:25:50 00:37:39	<b>09:20:00</b> 26,68 km/h	<b>+48:49</b>
15	10	<b>BAETZ Klaus</b>	GER	Kirchmair Cycling Team	MAS MEN	01:41:41 01:41:41	02:45:03 01:03:21	02:52:31 00:07:27*	04:10:53 01:18:22	05:46:08 01:35:14	07:02:18 01:16:09	08:09:03 01:06:45	08:54:48 00:45:44	09:29:48 00:34:59	<b>09:22:21</b> 26,57 km/h	<b>+51:10</b>
16	287	<b>BALDAUF Matthias</b>	GER	RSV Allgäu Outlet Sonthofen	MEN	01:41:33 01:41:33	02:44:56 01:03:22	02:50:52 00:05:55*	04:10:37 01:19:44	05:46:03 01:35:25	07:02:19 01:16:15	08:09:09 01:06:50	08:54:18 00:45:08	09:28:47 00:34:29	<b>09:22:52</b> 26,54 km/h	<b>+51:41</b>
17	572	<b>STREBL Christian</b>	AUT	casaciclista	SEN MAS MEN	01:41:36 01:41:36	02:44:54 01:03:18	02:50:47 00:05:52*	04:11:52 01:21:05	05:45:56 01:34:03	07:02:17 01:16:20	08:09:51 01:07:34	08:55:44 00:45:53	09:31:14 00:35:29	<b>09:25:22</b> 26,43 km/h	<b>+54:11</b>
18	105	<b>SCHÄDEL Philipp</b>	GER	TEAM ALPECIN 2014	MEN	01:41:14 01:41:14	02:44:43 01:03:28	02:51:25 00:06:41*	04:10:48 01:19:23	05:45:43 01:34:55	06:59:34 01:13:50	08:05:06 01:05:32	08:54:53 00:49:46	09:32:26 00:37:33	<b>09:25:45</b> 26,41 km/h	<b>+54:34</b>
19	172	<b>FORNI Alessandro</b>	ITA	Team Orobica	MEN	01:39:42 01:39:42	02:41:19 01:01:37	02:46:33 00:05:13*	04:02:32 01:15:59	05:34:28 01:31:56	06:57:53 01:23:25	08:05:46 01:07:52	08:53:52 00:48:05	09:31:51 00:37:58	<b>09:26:38</b> 26,37 km/h	<b>+55:27</b>
20	450	<b>PINDL Stephan</b>	GER	Concordia Burggen	MAS MEN	01:41:17 01:41:17	02:44:34 01:03:16	02:50:26 00:05:52*	04:10:42 01:20:16	05:45:37 01:34:54	07:01:55 01:16:18	08:11:58 01:10:02	09:00:23 00:48:24	09:36:05 00:35:42	<b>09:30:13</b> 26,20 km/h	<b>+59:02</b>
21	556	<b>MENZEL Gregor</b>	GER	FKU-Racing-Team	MEN	01:41:19 01:41:19	02:43:57 01:02:37	02:52:14 00:08:17*	04:12:12 01:19:57	05:50:36 01:38:24	07:05:03 01:14:26	08:13:54 01:08:51	09:02:59 00:49:04	09:39:06 00:36:07	<b>09:30:49</b> 26,17 km/h	<b>+59:38</b>
22	373	<b>KUHN Christopher</b>	GER	Bike-Boutique Lauf Team	MEN	01:41:11 01:41:11	02:45:13 01:04:01	02:51:17 00:06:04*	04:10:44 01:19:26	05:45:39 01:34:55	07:01:55 01:16:15	08:14:37 01:12:41	09:03:45 00:49:08	09:39:11 00:35:25	<b>09:33:07</b> 26,07 km/h	<b>+1:01:56</b>
23	626	<b>HAGENAARS Patrik</b>	AUT	Team Mooserwirt Ridley St. Anton am Arlberg	MEN	01:41:39 01:41:39	02:45:44 01:04:05	02:50:21 00:04:37*	04:11:27 01:21:05	05:44:45 01:33:18	07:00:04 01:15:18	08:14:45 01:14:40	09:03:13 00:48:28	09:38:09 00:34:56	<b>09:33:32</b> 26,05 km/h	<b>+1:02:21</b>
24	563	<b>OSTENDARP Mark</b>	GER	RSV Concordia Forchheim	MAS MEN	01:41:24 01:41:24	02:44:47 01:03:23	02:50:10 00:05:22*	04:10:39 01:20:29	05:45:53 01:35:14	07:02:35 01:16:41	08:16:12 01:13:36	09:04:00 00:47:48	09:40:02 00:36:01	<b>09:34:40</b> 26,00 km/h	<b>+1:03:29</b>





Platz	SNr	Name	NAT	Team	Kategorie	ELMEN	IMST-EIN	IMST-AUS*	PILLER-H.	NAUDERS	ST. MARIA	UMBRAIL	GOMAGOI	SULDEN	TOTAL**	Rückst.
25	636	STIER Peter	ITA	TEAM FORCHHEIM	SEN MAS MEN	01:41:22 01:41:22	02:48:46 01:07:24	02:54:18 00:05:31*	04:15:49 01:21:31	05:55:10 01:39:21	07:16:18 01:21:07	08:24:54 01:08:35	09:09:58 00:45:04	09:43:50 00:33:51	<b>09:38:19</b> 25,83 km/h	<b>+1:07:08</b>
26	414	DOERING Roland	GER	rd	MEN	01:41:35 01:41:35	02:45:45 01:04:10	02:51:42 00:05:57*	04:13:41 01:21:59	05:55:45 01:42:03	07:15:13 01:19:28	08:26:50 01:11:37	09:12:38 00:45:48	09:45:32 00:32:53	<b>09:39:35</b> 25,78 km/h	<b>+1:08:24</b>
27	309	LADURNER Harald	ITA	Ötzi Bike Team	MAS MEN	01:41:36 01:41:36	02:43:15 01:01:39	02:48:24 00:05:09*	04:06:28 01:18:03	05:55:42 01:49:14	07:16:41 01:20:58	08:26:48 01:10:06	09:12:37 00:45:49	09:47:00 00:34:22	<b>09:41:51</b> 25,68 km/h	<b>+1:10:40</b>
28	458	BARTHOLMOES Ulrich	GER	München	MEN	01:41:45 01:41:45	02:50:34 01:08:48	02:57:07 00:06:33*	04:19:09 01:22:01	05:56:14 01:37:04	07:13:49 01:17:35	08:24:55 01:11:06	09:12:39 00:47:43	09:49:18 00:36:38	<b>09:42:45</b> 25,64 km/h	<b>+1:11:34</b>
29	192	RÄSS Dani	SUI	Appenzell	MAS MEN	01:43:52 01:43:52	02:51:45 01:07:52	02:57:53 00:06:07*	04:18:43 01:20:49	05:55:48 01:37:04	07:13:24 01:17:35	08:23:55 01:10:31	09:11:38 00:47:43	09:49:26 00:37:48	<b>09:43:19</b> 25,61 km/h	<b>+1:12:08</b>
30	318	KESSLER Nils	GER	Idstein	MEN	01:40:25 01:40:25	02:46:04 01:05:39	02:53:17 00:07:12*	04:12:27 01:19:10	05:52:03 01:39:36	07:12:30 01:20:27	08:27:41 01:15:10	09:18:17 00:50:36	09:54:24 00:36:06	<b>09:47:12</b> 25,44 km/h	<b>+1:16:01</b>
31	494	FISCHER Björn	GER	RR-BIKES / TV-Kleinwiedenest	MAS MEN	01:41:35 01:41:35	02:50:25 01:08:50	02:56:07 00:05:41*	04:16:04 01:19:56	05:51:56 01:35:52	07:10:12 01:18:16	08:27:05 01:16:53	09:16:25 00:49:19	09:55:17 00:38:51	<b>09:49:36</b> 25,34 km/h	<b>+1:18:25</b>
32	513	KUMMER Mario	GER	Puschendorf	SEN MAS MEN	01:41:41 01:41:41	02:45:52 01:04:11	02:51:56 00:06:04*	04:12:21 01:20:24	05:50:53 01:38:32	07:08:31 01:17:37	08:27:14 01:18:43	09:19:31 00:52:16	09:56:24 00:36:52	<b>09:50:20</b> 25,31 km/h	<b>+1:19:09</b>
33	642	ALTHERR Patrick	SUI	Trogen	MEN	01:42:34 01:42:34	02:51:14 01:08:39	02:56:41 00:05:26*	04:20:15 01:23:34	06:00:15 01:39:59	07:17:31 01:17:16	08:31:30 01:13:58	09:19:05 00:47:35	09:56:32 00:37:27	<b>09:51:06</b> 25,27 km/h	<b>+1:19:55</b>
34	290	MARQUARDT Walter	GER	EISs auf Rädern / RV Concordia Burggen	SEN MAS MEN	01:41:37 01:41:37	02:50:23 01:08:45	02:55:29 00:05:06*	04:20:06 01:24:37	06:00:44 01:40:37	07:19:43 01:18:59	08:33:22 01:13:38	09:23:54 00:50:32	10:02:24 00:38:30	<b>09:57:18</b> 25,01 km/h	<b>+1:26:07</b>
35	19	BAYERLEIN Stefan	GER	Kirchmair Cycling Team	MEN	01:41:31 01:41:31	02:47:07 01:05:36	02:53:08 00:06:00*	04:20:34 01:27:25	06:00:34 01:40:00	07:19:26 01:18:52	08:35:21 01:15:54	09:26:43 00:51:22	10:04:41 00:37:57	<b>09:58:41</b> 24,95 km/h	<b>+1:27:30</b>
36	625	FLURSCHÜTZ Matthias	GER	YEAH!	MEN	01:41:43 01:41:43	02:49:22 01:07:39	02:54:45 00:05:22*	04:23:06 01:28:21	06:00:39 01:37:32	07:19:34 01:18:54	08:35:37 01:16:03	09:26:52 00:51:14	10:05:13 00:38:21	<b>09:59:51</b> 24,91 km/h	<b>+1:28:40</b>



## Langdistanz Sonthofen - Sulden 252km 6.078hm

Wertung: Gesamt

Platz	SNr	Name	NAT	Team	Kategorie	ELMEN	IMST-EIN	IMST-AUS*	PILLER-H.	NAUDERS	ST. MARIA	UMBRAIL	GOMAGOI	SULDEN	TOTAL**	Rückst.
37	548	SPIESSBERGER Martin	AUT	Team TOUR powered by BULLS	MAS MEN	01:41:38 01:41:38	02:51:51 01:10:12	02:58:13 00:06:21*	04:21:32 01:23:19	06:00:37 01:39:05	07:22:30 01:21:52	08:39:23 01:16:53	09:28:41 00:49:17	10:08:07 00:39:26	10:01:46 24,83 km/h	+1:30:35
38	149	LOHSE Thomas	GER	Dresden	MEN	01:42:58 01:42:58	02:52:16 01:09:18	03:01:32 00:09:15*	04:26:57 01:25:25	06:09:27 01:42:29	07:36:43 01:27:16	08:46:50 01:10:06	09:38:43 00:51:53	10:16:18 00:37:35	10:07:03 24,61 km/h	+1:35:52
39	409	FINGERLIN Adrian	GER	Follow me Racing Team	MEN	01:41:19 01:41:19	02:48:56 01:07:36	02:54:26 00:05:30*	04:15:57 01:21:30	05:54:09 01:38:12	07:14:33 01:20:23	08:38:30 01:23:56	09:38:33 01:00:03	10:12:45 00:34:12	10:07:15 24,60 km/h	+1:36:04
40	336	DENZOL Frank	GER	Mettingen	MAS MEN	01:41:25 01:41:25	02:53:03 01:11:38	02:58:54 00:05:50*	04:24:01 01:25:06	06:07:48 01:43:46	07:26:00 01:18:12	08:37:32 01:11:31	09:33:58 00:56:26	10:15:06 00:41:07	10:09:16 24,52 km/h	+1:38:05
41	209	MENDE Stephan	GER	Triathlon Team Vogtland	MEN	01:43:16 01:43:16	02:54:46 01:11:30	03:00:40 00:05:53*	04:27:32 01:26:51	06:09:24 01:41:52	07:29:54 01:20:29	08:46:48 01:16:53	09:38:41 00:51:52	10:15:47 00:37:06	10:09:54 24,50 km/h	+1:38:43
42	289	GIPPERICH Thomas	GER	RSV Allgäu Outlet Sonthofen	MAS MEN	01:41:25 01:41:25	02:50:22 01:08:57	03:00:01 00:09:38*	04:26:31 01:26:30	06:09:49 01:43:18	07:32:39 01:22:49	08:53:14 01:20:35	09:44:21 00:51:06	10:20:41 00:36:20	10:11:03 24,45 km/h	+1:39:52
43	517	STEFFAN Florian	GER	RC Hershersdorf 1919	MEN	01:42:46 01:42:46	02:55:38 01:12:51	03:01:49 00:06:11*	04:30:40 01:28:50	06:13:20 01:42:40	07:37:37 01:24:16	08:54:06 01:16:29	09:44:25 00:50:19	10:21:18 00:36:52	10:15:07 24,29 km/h	+1:43:56
44	94	HEINERMANN Benedikt	GER	RC Münster	MEN	01:42:48 01:42:48	02:54:28 01:11:40	03:00:47 00:06:18*	04:27:37 01:26:50	06:14:33 01:46:56	07:37:17 01:22:43	08:52:33 01:15:15	09:44:22 00:51:49	10:23:30 00:39:07	10:17:12 24,21 km/h	+1:46:01
45	9	CALDERÓN Joaquín	ESP	Ciclismo a Fondo - BiciSport	MEN	01:41:43 01:41:43	02:45:04 01:03:21	02:50:59 00:05:54*	04:11:13 01:20:14	05:46:09 01:34:56	07:06:40 01:20:30	08:34:28 01:27:48	09:34:40 01:00:12	10:23:44 00:49:04	10:17:50 24,18 km/h	+1:46:39
46	316	SUSSMANN Gerald	GER	Brannenburg	SEN MAS MEN	01:41:35 01:41:35	02:52:04 01:10:28	02:58:11 00:06:06*	04:24:04 01:25:53	06:14:09 01:50:05	07:38:40 01:24:30	08:54:46 01:16:06	09:44:37 00:49:50	10:24:30 00:39:53	10:18:24 24,16 km/h	+1:47:13
47	490	ALBERS Fabian	GER	Champions Training	MEN	01:41:37 01:41:37	02:54:40 01:13:03	03:27:22 00:32:42*	04:53:18 01:25:56	06:40:13 01:46:55	08:08:58 01:28:44	09:22:52 01:13:53	10:15:05 00:52:13	10:52:01 00:36:55	10:19:19 24,12 km/h	+1:48:08
48	644	RICHTER Stefan	GER	TSV Harburg	MEN	01:41:38 01:41:38	02:50:55 01:09:16	02:56:27 00:05:32*	04:21:40 01:25:12	06:06:36 01:44:56	07:31:29 01:24:52	08:51:39 01:20:09	09:45:06 00:53:27	10:26:49 00:41:43	10:21:17 24,05 km/h	+1:50:06

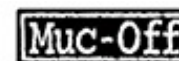




## Langdistanz Sonthofen - Sulden 252km 6.078hm

Wertung: Gesamt

Platz	SNr	Name	NAT	Team	Kategorie	ELMEN	IMST-EIN	IMST-AUS*	PILLER-H.	NAUDERS	ST. MARIA	UMBRAIL	GOMAGOI	SULDEN	TOTAL**	Rückst.
49	15	BISCHOFF Pierre	GER	Team Nauders	MEN	01:40:40	02:48:08	02:53:41	04:17:52	06:02:05	07:27:59	08:51:22	09:43:41	10:26:51	<b>10:21:19</b>	<b>+1:50:08</b>
						01:40:40	01:07:28	00:05:32*	01:24:10	01:44:13	01:25:53	01:23:23	00:52:18	00:43:10	24,05 km/h	
50	620	PRIELING Nadja	AUT	STEINBACH BIKE TEAM	WOMEN	01:41:47	02:52:00	02:58:20	04:21:43	06:03:05	07:30:36	08:52:23	09:44:42	10:27:43	<b>10:21:24</b>	<b>+1:50:13</b>
						01:41:47	01:10:12	00:06:19*	01:23:22	01:41:22	01:27:30	01:21:47	00:52:18	00:43:01	24,04 km/h	
51	643	FRANKE Oliver	GER	RSG Augsburg	MAS MEN	01:41:30	02:56:12	03:02:14	04:28:54	06:09:55	07:31:17	08:55:28	09:49:08	10:29:00	<b>10:22:59</b>	<b>+1:51:48</b>
						01:41:30	01:14:42	00:06:01*	01:26:40	01:41:01	01:21:21	01:24:11	00:53:40	00:39:52	23,98 km/h	
52	558	LÜDEMANN Thilo	GER	Team Uphill-Unterlenker	SEN MAS MEN	01:44:11	02:58:44	03:07:13	04:35:32	06:17:01	07:42:42	08:59:28	09:51:59	10:32:54	<b>10:24:25</b>	<b>+1:53:14</b>
						01:44:11	01:14:32	00:08:29*	01:28:19	01:41:28	01:25:40	01:16:45	00:52:30	00:40:55	23,93 km/h	
53	408	STOCKER Thomas	GER	VFLCF Ingolstadt	MAS MEN	01:40:47	02:56:32	03:06:18	04:33:38	06:18:41	07:46:04	09:04:16	09:58:48	10:34:38	<b>10:24:53</b>	<b>+1:53:42</b>
						01:40:47	01:15:44	00:09:45*	01:27:20	01:45:02	01:27:23	01:18:11	00:54:32	00:35:49	23,91 km/h	
54	18	SCHLAGBAUER Christian	GER	Kirchmair Cycling Team	MEN	01:41:10	02:52:47	02:59:03	04:27:42	06:14:04	07:45:56	09:03:25	09:59:10	10:35:59	<b>10:29:44</b>	<b>+1:58:33</b>
						01:41:10	01:11:36	00:06:15*	01:28:39	01:46:22	01:31:51	01:17:28	00:55:45	00:36:48	23,72 km/h	
55	193	GOMBERT Achim	GER	Uphill-Unterlenker	SEN MAS MEN	01:44:09	02:58:33	03:07:12	04:35:42	06:17:05	07:42:40	09:02:38	10:00:13	10:40:44	<b>10:32:05</b>	<b>+2:00:54</b>
						01:44:09	01:14:23	00:08:39*	01:28:29	01:41:23	01:25:35	01:19:58	00:57:35	00:40:30	23,64 km/h	
56	391	BAYRL Hans-Jürgen	GER	assos-onlineshop.de	SEN MAS MEN	01:41:28	02:50:23	02:57:23	04:22:53	06:09:55	07:36:56	09:02:33	09:57:21	10:40:35	<b>10:33:36</b>	<b>+2:02:25</b>
						01:41:28	01:08:55	00:06:59*	01:25:30	01:47:02	01:27:00	01:25:37	00:54:47	00:43:14	23,58 km/h	
57	415	RIES Andreas	GER	Gerlingen	MEN	01:42:37	02:54:23	03:02:00	04:29:31	06:15:53	07:40:55	09:04:24	10:05:17	10:42:26	<b>10:34:49</b>	<b>+2:03:38</b>
						01:42:37	01:11:45	00:07:37*	01:27:31	01:46:22	01:25:01	01:23:29	01:00:53	00:37:08	23,53 km/h	
58	467	THOMAS Jens	GER	Neuenkirchen	MAS MEN	01:54:10	03:17:28	03:28:00	04:53:29	06:38:41	08:02:57	09:16:46	10:10:29	10:45:58	<b>10:35:27</b>	<b>+2:04:16</b>
						01:54:10	01:23:18	00:10:31*	01:25:29	01:45:12	01:24:16	01:13:48	00:53:43	00:35:28	23,51 km/h	
59	11	MARCELLUS Wünsche	AUT	Kirchmair Cycling Team	MAS MEN	01:41:34	03:08:29	03:39:42	05:05:48	06:52:46	08:15:53	09:34:31	10:28:58	11:06:41	<b>10:35:28</b>	<b>+2:04:17</b>
						01:41:34	01:26:55	00:31:13*	01:26:05	01:46:58	01:23:06	01:18:38	00:54:27	00:37:42	23,51 km/h	
60	369	KRAUSE Bernhard	GER	Günzburg	SEN MAS MEN	01:41:29	02:53:05	02:58:56	04:31:31	06:16:03	07:40:57	09:07:45	10:02:15	10:41:49	<b>10:35:59</b>	<b>+2:04:48</b>
						01:41:29	01:11:36	00:05:50*	01:32:34	01:44:31	01:24:54	01:26:47	00:54:30	00:39:34	23,49 km/h	





## Langdistanz Sonthofen - Sulden 252km 6.078hm

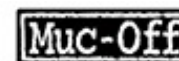
Wertung: Gesamt

Platz	SNr	Name	NAT	Team	Kategorie	ELMEN	IMST-EIN	IMST-AUS*	PILLER-H.	NAUDERS	ST. MARIA	UMBRIL	GOMAGOI	SULDEN	TOTAL**	Rückst.
61	606	KIESENHOFER Anna	AUT	Club Ciclista Grácia	WOMEN	01:54:15	03:12:40	03:19:11	04:49:33	06:36:16	07:59:56	09:16:04	10:05:58	10:42:33	<b>10:36:03</b>	<b>+2:04:52</b>
						01:54:15	01:18:24	00:06:30*	01:30:22	01:46:43	01:23:39	01:16:07	00:49:54	00:36:34	23,49 km/h	
62	110	USSELMANN Artur	GER	Back to Bike	MEN	01:42:26	02:55:54	03:02:16	04:35:24	06:20:29	07:52:49	09:10:03	10:04:52	10:42:29	<b>10:36:07</b>	<b>+2:04:56</b>
						01:42:26	01:13:28	00:06:22*	01:33:07	01:45:05	01:32:20	01:17:13	00:54:49	00:37:37	23,49 km/h	
63	454	THOMPSON Andrew	GBR	Hammer Sports	MAS MEN	01:42:16	02:57:29	03:04:21	04:31:58	06:21:35	07:47:28	09:05:58	10:03:56	10:43:35	<b>10:36:44</b>	<b>+2:05:33</b>
						01:42:16	01:15:13	00:06:51*	01:27:37	01:49:37	01:25:53	01:18:29	00:57:58	00:39:38	23,46 km/h	
64	436	PRINZ Felix	GER	Club TdC	MAS MEN	01:47:46	03:05:30	03:14:44	04:44:37	06:34:29	08:01:22	09:16:24	10:06:56	10:46:30	<b>10:37:16</b>	<b>+2:06:05</b>
						01:47:46	01:17:43	00:09:14*	01:29:52	01:49:51	01:26:53	01:15:01	00:50:32	00:39:33	23,44 km/h	
65	420	HOFFMANN Aaron	GER	Team uvex-vermarc	MAS MEN	01:41:45	02:54:54	03:01:36	04:30:58	06:13:32	07:41:16	09:03:58	10:04:28	10:43:59	<b>10:37:18</b>	<b>+2:06:07</b>
						01:41:45	01:13:08	00:06:41*	01:29:21	01:42:34	01:27:43	01:22:42	01:00:30	00:39:30	23,44 km/h	
66	370	MEGELE Stefan	GER	Veloclub Lechhausen	MAS MEN	01:41:35	02:57:22	03:05:19	04:36:58	06:24:04	07:51:33	09:12:05	10:04:58	10:46:11	<b>10:38:14</b>	<b>+2:07:03</b>
						01:41:35	01:15:46	00:07:57*	01:31:38	01:47:06	01:27:29	01:20:32	00:52:52	00:41:13	23,41 km/h	
67	417	HOLZAPFEL Jörg	GER	Gigi	MAS MEN	01:42:53	02:58:31	03:07:03	04:36:02	06:19:26	07:47:56	09:12:09	10:07:37	10:46:59	<b>10:38:27</b>	<b>+2:07:16</b>
						01:42:53	01:15:38	00:08:32*	01:28:58	01:43:24	01:28:29	01:24:13	00:55:27	00:39:21	23,40 km/h	
68	479	MÜLLER Alexander	GER	TEAM ALPECIN 2014	MEN	01:43:02	02:58:22	03:06:35	04:36:34	06:20:43	07:52:15	09:12:48	10:05:55	10:46:45	<b>10:38:32</b>	<b>+2:07:21</b>
						01:43:02	01:15:19	00:08:13*	01:29:58	01:44:08	01:31:32	01:20:32	00:53:06	00:40:50	23,40 km/h	
69	580	JARCK Klaus	GER	Champions Training	MAS MEN	01:41:40	02:54:45	03:27:27	04:54:02	06:41:41	08:09:07	09:34:33	10:29:06	11:11:52	<b>10:39:11</b>	<b>+2:08:00</b>
						01:41:40	01:13:05	00:32:41*	01:26:35	01:47:38	01:27:26	01:25:25	00:54:32	00:42:46	23,37 km/h	
70	460	RAUSCH Christina	GER	Hamburg	WOMEN	01:47:14	03:07:53	03:15:13	04:44:21	06:27:14	07:59:22	09:17:57	10:09:11	10:47:02	<b>10:39:43</b>	<b>+2:08:32</b>
						01:47:14	01:20:39	00:07:19*	01:29:08	01:42:53	01:32:07	01:18:34	00:51:14	00:37:51	23,35 km/h	
71	91	RUGGABER Rainer	GER	Karlsruhe	MAS MEN	01:41:02	02:52:34	02:58:53	04:28:23	06:16:14	07:43:35	09:06:17	10:06:31	10:47:21	<b>10:41:03</b>	<b>+2:09:52</b>
						01:41:02	01:11:31	00:06:18*	01:29:29	01:47:51	01:27:21	01:22:42	01:00:14	00:40:49	23,31 km/h	
72	426	HERBORT Gerhard	GER	Exathlon	MEN	01:42:41	02:57:15	03:04:46	04:35:21	06:22:00	07:50:31	09:12:42	10:05:30	10:48:51	<b>10:41:21</b>	<b>+2:10:10</b>
						01:42:41	01:14:33	00:07:30*	01:30:35	01:46:38	01:28:31	01:22:11	00:52:47	00:43:21	23,29 km/h	





Platz	SNr	Name	NAT	Team	Kategorie	ELMEN	IMST-EIN	IMST-AUS*	PILLER-H.	NAUDERS	ST. MARIA	UMBRIL	GOMAGOI	SULDEN	TOTAL**	Rückst.
73	262	STEINIGER Thomas	GER	Automobildesign Becker	MEN	01:41:09	02:58:05	03:06:26	04:34:14	06:18:06	07:51:55	09:12:27	10:05:15	10:50:51	<b>10:42:31</b>	<b>+2:11:20</b>
						01:41:09	01:16:56	00:08:20*	01:27:48	01:43:51	01:33:48	01:20:31	00:52:48	00:45:36	23,25 km/h	
74	457	WÜSTEFELD Oliver	GER	BENOTTI Team	MEN	01:41:37	02:56:59	03:27:24	04:53:18	06:41:26	08:10:43	09:34:09	10:31:39	11:12:58	<b>10:42:33</b>	<b>+2:11:22</b>
						01:41:37	01:15:21	00:30:25*	01:25:53	01:48:08	01:29:16	01:23:26	00:57:29	00:41:18	23,25 km/h	
75	618	RIEXINGER Jochen	GER	Aitrang	MEN	01:41:27	02:51:52	02:58:21	04:27:32	06:15:18	07:46:10	09:03:39	10:03:56	10:50:12	<b>10:43:43</b>	<b>+2:12:32</b>
						01:41:27	01:10:24	00:06:29*	01:29:10	01:47:45	01:30:51	01:17:29	01:00:16	00:46:15	23,21 km/h	
76	163	VUOLA Ossi	FIN	Pyrhos	MEN	01:44:01	03:03:00	03:10:04	04:40:38	06:29:29	07:56:21	09:14:16	10:13:48	10:52:11	<b>10:45:07</b>	<b>+2:13:56</b>
						01:44:01	01:18:58	00:07:04*	01:30:34	01:48:51	01:26:51	01:17:55	00:59:32	00:38:23	23,16 km/h	
77	444	LIEBIG Holger	GER	BENOTTI-Team	SEN MAS MEN	01:41:40	02:59:44	03:27:24	04:53:26	06:41:30	08:10:41	09:32:21	10:31:38	11:12:57	<b>10:45:18</b>	<b>+2:14:07</b>
						01:41:40	01:18:03	00:27:39*	01:26:01	01:48:03	01:29:11	01:21:39	00:59:17	00:41:18	23,15 km/h	
78	125	LABITZKE Timo	GER	Böblingen	MEN	01:42:27	02:55:31	03:01:52	04:32:48	06:21:45	07:50:16	09:14:37	10:13:27	10:51:43	<b>10:45:23</b>	<b>+2:14:12</b>
						01:42:27	01:13:03	00:06:20*	01:30:56	01:48:57	01:28:31	01:24:20	00:58:49	00:38:15	23,15 km/h	
79	237	VÄHÄMETSÄ Juha	FIN	Pyrhos	MEN	01:44:01	03:03:20	03:10:02	04:40:40	06:29:28	07:56:26	09:14:26	10:14:09	10:55:30	<b>10:48:49</b>	<b>+2:17:38</b>
						01:44:01	01:19:19	00:06:41*	01:30:37	01:48:48	01:26:58	01:17:59	00:59:42	00:41:21	23,03 km/h	
80	379	RUFF Martn	GER	Wangels	MAS MEN	01:47:20	03:05:58	03:13:50	04:44:59	06:28:09	07:59:01	09:21:31	10:14:25	10:56:45	<b>10:48:53</b>	<b>+2:17:42</b>
						01:47:20	01:18:37	00:07:52*	01:31:08	01:43:09	01:30:51	01:22:30	00:52:53	00:42:20	23,02 km/h	
81	141	KURZ Markus	GER	Follow me Racing Team	MEN	01:41:26	02:58:25	03:05:54	04:38:55	06:21:34	07:48:05	09:14:55	10:12:59	10:56:55	<b>10:49:26</b>	<b>+2:18:15</b>
						01:41:26	01:16:59	00:07:29*	01:33:00	01:42:39	01:26:30	01:26:49	00:58:03	00:43:55	23,00 km/h	
82	334	HEUMANN Johannes	GER	Nürnberg	MEN	01:41:32	02:50:30	02:57:27	04:20:35	06:03:15	07:41:14	09:11:36	10:13:59	10:56:43	<b>10:49:47</b>	<b>+2:18:36</b>
						01:41:32	01:08:58	00:06:56*	01:23:08	01:42:39	01:37:59	01:30:22	01:02:22	00:42:43	22,99 km/h	
83	89	KOCH Alois	ITA	ARSV VINSCHGAU	SEN MAS MEN	01:41:41	02:56:04	03:02:26	04:34:40	06:23:13	07:52:02	09:18:52	10:12:21	10:57:16	<b>10:50:54</b>	<b>+2:19:43</b>
						01:41:41	01:14:22	00:06:22*	01:32:13	01:48:32	01:28:49	01:26:49	00:53:29	00:44:54	22,95 km/h	
84	296	HORNBACHER Bernd	GER	Ansbach	SEN MAS MEN	01:42:47	02:54:29	03:01:48	04:29:55	06:19:08	07:51:38	09:13:17	10:17:35	10:59:28	<b>10:52:10</b>	<b>+2:20:59</b>
						01:42:47	01:11:42	00:07:18*	01:28:07	01:49:12	01:32:30	01:21:38	01:04:18	00:41:52	22,91 km/h	

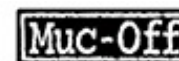




## Langdistanz Sonthofen - Sulden 252km 6.078hm

Wertung: Gesamt

Platz	SNr	Name	NAT	Team	Kategorie	ELMEN	IMST-EIN	IMST-AUS*	PILLER-H.	NAUDERS	ST. MARIA	UMBRAIL	GOMAGOI	SULDEN	TOTAL**	Rückst.
85	472	KUENG Manuel	SUI	Basel	MEN	01:47:35	03:05:50	03:15:41	04:44:05	06:35:44	08:08:55	09:27:56	10:19:32	11:02:38	<b>10:52:48</b>	<b>+2:21:37</b>
						01:47:35	01:18:15	00:09:50*	01:28:23	01:51:39	01:33:11	01:19:01	00:51:35	00:43:06	22,89 km/h	
86	158	FOTTNER Stefan	GER	Magnesium-Pur	MAS MEN	01:43:43	03:02:06	03:12:06	04:44:28	06:32:08	08:04:33	09:25:04	10:22:52	11:03:34	<b>10:53:34</b>	<b>+2:22:23</b>
						01:43:43	01:18:22	00:10:00*	01:32:21	01:47:40	01:32:24	01:20:31	00:57:47	00:40:42	22,86 km/h	
87	271	ALTMANN Uwe	GER	Club TdC	SEN MAS MEN	01:47:43	03:05:27	03:14:42	04:44:47	06:32:58	08:02:29	09:26:28	10:20:40	11:03:21	<b>10:54:06</b>	<b>+2:22:55</b>
						01:47:43	01:17:43	00:09:15*	01:30:04	01:48:11	01:29:30	01:23:58	00:54:12	00:42:40	22,84 km/h	
88	601	MARSCHLER Frank	GER	Racing Mokkaasin Thüringen	MEN	01:41:49	02:54:59	03:02:01	04:34:47	06:20:38	07:53:38	09:19:41	10:19:42	11:01:30	<b>10:54:28</b>	<b>+2:23:17</b>
						01:41:49	01:13:09	00:07:02*	01:32:45	01:45:50	01:32:59	01:26:03	01:00:00	00:41:48	22,83 km/h	
89	269	WEIS Zdenek	GER	GHOST Racing Team	SEN MAS MEN	01:42:54	03:01:59	03:08:23	04:40:12	06:26:55	07:55:43	09:19:39	10:20:22	11:02:08	<b>10:55:44</b>	<b>+2:24:33</b>
						01:42:54	01:19:04	00:06:24*	01:31:49	01:46:42	01:28:47	01:23:56	01:00:43	00:41:45	22,78 km/h	
90	285	SCHERRER Peter	GER	Kirchmair Cycling Team	SEN MAS MEN	01:46:47	03:05:07	03:12:51	04:44:29	06:31:02	07:56:05	09:22:58	10:20:37	11:03:44	<b>10:56:01</b>	<b>+2:24:50</b>
						01:46:47	01:18:20	00:07:43*	01:31:38	01:46:32	01:25:03	01:26:53	00:57:38	00:43:07	22,77 km/h	
91	115	KAIBEL Volker	GER	Magdeburg	MAS MEN	01:48:36	03:11:31	03:22:51	04:53:10	06:41:18	08:11:02	09:31:59	10:30:00	11:08:08	<b>10:56:48</b>	<b>+2:25:37</b>
						01:48:36	01:22:54	00:11:20*	01:30:19	01:48:07	01:29:43	01:20:57	00:58:01	00:38:07	22,75 km/h	
92	250	ADAMS Michael	SUI	Untersiggenthal	MEN	01:41:16	02:58:38	03:06:53	04:34:36	06:23:19	07:59:22	09:22:59	10:23:47	11:07:06	<b>10:58:52</b>	<b>+2:27:41</b>
						01:41:16	01:17:21	00:08:14*	01:27:42	01:48:43	01:36:03	01:23:36	01:00:48	00:43:19	22,68 km/h	
93	254	HUBER Reinhold	ITA	Naturino Brugger	MAS MEN	01:42:39	02:55:46	03:02:08	04:36:54	06:29:48	08:02:23	09:28:41	10:23:07	11:05:37	<b>10:59:15</b>	<b>+2:28:04</b>
						01:42:39	01:13:06	00:06:22*	01:34:46	01:52:53	01:32:35	01:26:17	00:54:26	00:42:29	22,66 km/h	
94	546	BRUGGER Peter	ITA	St. Georgen Bruneck	MAS MEN	01:42:39	02:55:47	03:02:07	04:35:12	06:30:01	08:02:12	09:28:28	10:22:57	11:05:36	<b>10:59:16</b>	<b>+2:28:05</b>
						01:42:39	01:13:07	00:06:20*	01:33:05	01:54:48	01:32:11	01:26:15	00:54:29	00:42:39	22,66 km/h	
95	581	FEIST Dittmar	GER	Champions Training	SEN MAS MEN	01:48:01	03:07:02	03:25:20	04:54:37	06:42:07	08:11:18	09:37:23	10:34:55	11:17:38	<b>10:59:20</b>	<b>+2:28:09</b>
						01:48:01	01:19:00	00:18:18*	01:29:16	01:47:30	01:29:10	01:26:04	00:57:32	00:42:43	22,66 km/h	
96	635	GLATTHAAR Gerd	GER	München	MAS MEN	01:42:39	03:01:41	03:11:17	04:44:38	06:29:17	07:59:05	09:20:39	10:21:12	11:09:19	<b>10:59:44</b>	<b>+2:28:33</b>
						01:42:39	01:19:02	00:09:35*	01:33:21	01:44:38	01:29:48	01:21:34	01:00:32	00:48:07	22,65 km/h	







## Langdistanz Sonthofen - Sulden 252km 6.078hm

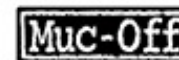
Wertung: Gesamt

Platz	SNr	Name	NAT	Team	Kategorie	ELMEN	IMST-EIN	IMST-AUS*	PILLER-H.	NAUDERS	ST. MARIA	UMBRAIL	GOMAGOI	SULDEN	TOTAL**	Rückst.
97	135	<b>DIEGELMANN Felix</b>	GER	Schrödingers Katzen	MEN	01:48:23 01:48:23	03:04:58 01:16:34	03:20:19 00:15:21*	04:50:34 01:30:14	06:42:23 01:51:48	08:18:00 01:35:37	09:45:05 01:27:04	10:36:58 00:51:53	11:15:20 00:38:21	<b>10:59:59</b> 22,64 km/h	<b>+2:28:48</b>
98	256	<b>ROMBACH Daniel</b>	GER	Schauenberg-Racing-Team	MEN	01:42:31 01:42:31	02:59:25 01:16:53	03:07:32 00:08:07*	04:39:30 01:31:58	06:31:59 01:52:28	08:01:30 01:29:30	09:28:59 01:27:29	10:26:57 00:57:57	11:08:26 00:41:28	<b>11:00:19</b> 22,63 km/h	<b>+2:29:08</b>
99	561	<b>KLUGE Andre</b>	GER	Oerlinghausen	MEN	01:53:02 01:53:02	03:10:43 01:17:40	03:19:47 00:09:03*	04:51:58 01:32:11	06:44:31 01:52:32	08:17:41 01:33:09	09:40:55 01:23:14	10:34:07 00:53:11	11:10:46 00:36:39	<b>11:01:43</b> 22,58 km/h	<b>+2:30:32</b>
100	234	<b>VOGLER André</b>	GER	TEAM ALPECIN 2014	MAS MEN	01:41:31 01:41:31	02:54:11 01:12:40	03:00:59 00:06:48*	04:30:26 01:29:26	06:16:05 01:45:39	07:51:23 01:35:18	09:22:17 01:30:54	10:23:28 01:01:10	11:09:15 00:45:47	<b>11:02:27</b> 22,55 km/h	<b>+2:31:16</b>
101	560	<b>HASS Alexander</b>	GER	VFL Kaufering	MEN	01:48:26 01:48:26	02:58:55 01:10:28	03:05:23 00:06:28*	04:30:07 01:24:43	06:18:53 01:48:46	07:54:49 01:35:56	09:10:26 01:15:36	10:29:22 01:18:56	11:09:34 00:40:12	<b>11:03:06</b> 22,53 km/h	<b>+2:31:55</b>
102	392	<b>BAYRL Daniel</b>	GER	assos-onlineshop.de	MEN	01:41:27 01:41:27	02:47:17 01:05:49	02:54:37 00:07:20*	04:23:27 01:28:50	06:12:54 01:49:26	07:45:36 01:32:42	09:22:29 01:36:52	10:26:05 01:03:36	11:11:45 00:45:40	<b>11:04:25</b> 22,49 km/h	<b>+2:33:14</b>
103	310	<b>BOWERS Stuart</b>	GBR	London	MEN	01:44:26 01:44:26	03:02:11 01:17:45	03:11:55 00:09:43*	04:41:35 01:29:39	06:28:00 01:46:24	07:58:46 01:30:45	09:30:39 01:31:53	10:30:29 00:59:50	11:16:47 00:46:17	<b>11:07:04</b> 22,40 km/h	<b>+2:35:53</b>
104	218	<b>FISCHER Martin</b>	GER	Leutenbach	MAS MEN	01:42:27 01:42:27	03:01:38 01:19:10	03:11:56 00:10:18*	04:43:17 01:31:21	06:34:16 01:50:58	08:12:59 01:38:42	09:37:04 01:24:05	10:36:47 00:59:42	11:18:11 00:41:24	<b>11:07:53</b> 22,37 km/h	<b>+2:36:42</b>
105	179	<b>PISCH Michael</b>	GER	Schwäbisch Hall	MAS MEN	01:46:58 01:46:58	03:03:57 01:16:59	03:13:36 00:09:38*	04:44:20 01:30:44	06:31:56 01:47:36	08:12:37 01:40:40	09:37:35 01:24:58	10:36:01 00:58:25	11:19:43 00:43:42	<b>11:10:05</b> 22,30 km/h	<b>+2:38:54</b>
106	124	<b>FRIEDRICH Matthias</b>	GER	Schrödingers Katzen	MEN	01:48:24 01:48:24	03:05:06 01:16:41	03:20:20 00:15:14*	04:50:35 01:30:14	06:42:39 01:52:04	08:18:06 01:35:27	09:50:04 01:31:57	10:47:18 00:57:14	11:26:09 00:38:51	<b>11:10:55</b> 22,27 km/h	<b>+2:39:44</b>
107	488	<b>RÜSCHOFF Gregor</b>	GER	TEAM ALPECIN 2014	MAS MEN	01:53:54 01:53:54	03:16:45 01:22:50	03:28:12 00:11:26*	04:57:09 01:28:57	06:49:28 01:52:18	08:22:56 01:33:28	09:49:50 01:26:54	10:41:15 00:51:24	11:22:46 00:41:30	<b>11:11:20</b> 22,25 km/h	<b>+2:40:09</b>
108	438	<b>DANKENBRING Henning</b>	GER	Bad Homburg v.d.H.	MAS MEN	01:43:45 01:43:45	03:01:57 01:18:11	03:13:07 00:11:09*	04:47:17 01:34:09	06:42:18 01:55:01	08:07:11 01:24:52	09:37:57 01:30:45	10:41:55 01:03:58	11:23:36 00:41:40	<b>11:12:27</b> 22,22 km/h	<b>+2:41:16</b>





Platz	SNr	Name	NAT	Team	Kategorie	ELMEN	IMST-EIN	IMST-AUS*	PILLER-H.	NAUDERS	ST. MARIA	UMBRAIL	GOMAGOI	SULDEN	TOTAL**	Rückst.
109	551	<b>NICOLL Grant</b>	NZL	Holzkirchen	MEN	01:53:10	03:15:09	03:30:02	05:01:34	06:53:42	08:22:05	09:46:35	10:45:46	11:27:47	<b>11:12:55</b>	<b>+2:41:44</b>
						01:53:10	01:21:58	00:14:52*	01:31:32	01:52:07	01:28:23	01:24:30	00:59:10	00:42:01	22,20 km/h	
110	557	<b>WENDT Oliver</b>	GER	Skizug/GebAufkBl 230	MEN	01:42:35	02:59:43	03:08:40	04:37:41	06:25:41	08:01:31	09:29:36	10:37:51	11:22:13	<b>11:13:16</b>	<b>+2:42:05</b>
						01:42:35	01:17:07	00:08:57*	01:29:00	01:48:00	01:35:49	01:28:05	01:08:15	00:44:21	22,19 km/h	
111	445	<b>KROLL Sebastian</b>	GER	BMW-Radsport	MAS MEN	01:52:25	03:16:04	03:40:51	05:15:19	07:08:54	08:41:59	10:04:39	11:00:34	11:38:20	<b>11:13:34</b>	<b>+2:42:23</b>
						01:52:25	01:23:39	00:24:46*	01:34:27	01:53:35	01:33:05	01:22:39	00:55:55	00:37:45	22,18 km/h	
112	12	<b>CZERNIN Josef</b>	GER	Kirchmair Cycling Team	SEN MAS MEN	01:42:44	03:04:29	03:15:51	04:53:30	06:48:54	08:15:54	09:44:21	10:41:03	11:25:10	<b>11:13:49</b>	<b>+2:42:38</b>
						01:42:44	01:21:45	00:11:21*	01:37:38	01:55:24	01:26:59	01:28:27	00:56:41	00:44:06	22,17 km/h	
113	610	<b>CLAUDIUS Stephan</b>	GER	Buxtehude	SEN MAS MEN	01:48:25	03:06:15	03:12:17	04:46:19	06:35:52	08:04:47	09:35:29	10:36:21	11:21:42	<b>11:15:41</b>	<b>+2:44:30</b>
						01:48:25	01:17:49	00:06:01*	01:34:02	01:49:33	01:28:54	01:30:42	01:00:51	00:45:20	22,11 km/h	
114	480	<b>BLANK Florian</b>	GER	TEAM ALPECIN 2014	MEN	01:49:14	03:14:00	03:26:49	04:54:55	06:46:35	08:14:33	09:42:15	10:44:58	11:28:54	<b>11:16:05</b>	<b>+2:44:54</b>
						01:49:14	01:24:46	00:12:49*	01:28:05	01:51:39	01:27:57	01:27:42	01:02:42	00:43:56	22,10 km/h	
115	153	<b>HENNEBERG Stefan</b>	GER	Triathlon Team Vogtland	MEN	01:42:43	02:54:44	03:00:39	04:39:14	06:25:14	07:59:54	09:36:52	10:34:57	11:22:13	<b>11:16:19</b>	<b>+2:45:08</b>
						01:42:43	01:12:01	00:05:54*	01:38:34	01:46:00	01:34:39	01:36:58	00:58:05	00:47:16	22,09 km/h	
116	241	<b>ZIRNHELD Olivier</b>	LUX	Specialized	MAS MEN	01:44:03	02:58:36	03:07:25	04:37:12	06:40:00	08:20:15	09:43:02	10:45:30	11:25:29	<b>11:16:41</b>	<b>+2:45:30</b>
						01:44:03	01:14:33	00:08:48*	01:29:46	02:02:47	01:40:15	01:22:46	01:02:27	00:39:59	22,08 km/h	
117	56	<b>WEBER Carl Constantin</b>	GER	Potsdam	MAS MEN	01:44:10	03:00:44	03:09:18	04:39:32	06:29:13	08:07:15	09:34:46	10:37:02	11:25:18	<b>11:16:44</b>	<b>+2:45:33</b>
						01:44:10	01:16:34	00:08:34*	01:30:13	01:49:41	01:38:01	01:27:31	01:02:15	00:48:15	22,08 km/h	
118	280	<b>LEITER Christoph</b>	GER	EISs auf Rädern	MAS MEN	01:41:45	02:57:32	03:03:36	04:38:10	06:40:15	08:17:18	09:48:27	10:41:21	11:22:58	<b>11:16:55</b>	<b>+2:45:44</b>
						01:41:45	01:15:46	00:06:03*	01:34:33	02:02:05	01:37:02	01:31:09	00:52:53	00:41:37	22,07 km/h	
119	201	<b>SCHMITZ Hans-Georg</b>	GER	Gärtringen	MAS MEN	01:44:22	03:07:52	03:17:56	04:50:47	06:42:59	08:14:34	09:47:07	10:45:36	11:27:37	<b>11:17:33</b>	<b>+2:46:22</b>
						01:44:22	01:23:29	00:10:04*	01:32:50	01:52:11	01:31:34	01:32:33	00:58:29	00:42:00	22,05 km/h	
120	155	<b>THEISEN Holger</b>	GER	Bonn	SEN MAS MEN	01:47:47	03:08:16	03:21:49	04:54:43	06:42:43	08:12:08	09:49:09	10:46:44	11:31:36	<b>11:18:04</b>	<b>+2:46:53</b>
						01:47:47	01:20:29	00:13:32*	01:32:54	01:47:59	01:29:25	01:37:01	00:57:35	00:44:51	22,03 km/h	

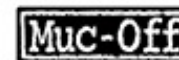




## Langdistanz Sonthofen - Sulden 252km 6.078hm

Wertung: Gesamt

Platz	SNr	Name	NAT	Team	Kategorie	ELMEN	IMST-EIN	IMST-AUS*	PILLER-H.	NAUDERS	ST. MARIA	UMBRAIL	GOMAGOI	SULDEN	TOTAL**	Rückst.
121	453	<b>BROSDA Wolfgang</b>	GER	IBC DIMB Racing Team	SEN MAS MEN	01:47:49	03:11:39	03:26:19	04:54:27	06:47:17	08:22:36	09:43:48	10:44:44	11:33:18	<b>11:18:39</b>	<b>+2:47:28</b>
						01:47:49	01:23:50	00:14:39*	01:28:08	01:52:49	01:35:19	01:21:11	01:00:55	00:48:33	22,01 km/h	
122	13	<b>GAMH-DRID Slim</b>	GER	Craft and Friends	MEN	01:48:02	03:08:02	03:17:05	04:50:32	06:43:36	08:20:44	09:45:52	10:43:25	11:27:51	<b>11:18:49</b>	<b>+2:47:38</b>
						01:48:02	01:19:59	00:09:02*	01:33:27	01:53:04	01:37:07	01:25:08	00:57:32	00:44:25	22,01 km/h	
122	118	<b>RÜHL Andreas</b>	GER	ART Hansa	MAS MEN	01:48:03	03:10:47	03:29:37	05:03:48	06:53:56	08:27:36	09:57:20	10:54:30	11:37:38	<b>11:18:49</b>	<b>+2:47:38</b>
						01:48:03	01:22:44	00:18:49*	01:34:11	01:50:07	01:33:39	01:29:44	00:57:09	00:43:08	22,01 km/h	
124	343	<b>HÄRING Oskar</b>	GER	Retzbach	MAS MEN	01:41:37	02:58:29	03:09:00	04:42:35	06:39:16	08:17:38	09:42:08	10:43:33	11:29:55	<b>11:19:25</b>	<b>+2:48:14</b>
						01:41:37	01:16:52	00:10:30*	01:33:35	01:56:41	01:38:22	01:24:29	01:01:25	00:46:21	21,99 km/h	
125	366	<b>HÖFER Simon-Martin</b>	GER	Team Passione-Bici DeRosa	MEN	01:46:43	03:10:23	03:19:56	04:52:02	06:42:55	08:15:24	09:45:53	10:46:06	11:29:56	<b>11:20:23</b>	<b>+2:49:12</b>
						01:46:43	01:23:40	00:09:33*	01:32:06	01:50:52	01:32:29	01:30:29	01:00:12	00:43:49	21,96 km/h	
126	549	<b>HÖFER Max-Georg</b>	GER	Team Passione-Bici DeRosa	MEN	01:46:42	03:10:24	03:19:55	04:52:12	06:42:53	08:15:24	09:45:47	10:46:01	11:29:55	<b>11:20:24</b>	<b>+2:49:13</b>
						01:46:42	01:23:41	00:09:31*	01:32:16	01:50:41	01:32:30	01:30:23	01:00:13	00:43:53	21,96 km/h	
127	128	<b>BECHTELER Manfred</b>	GER	TV Immenstadt	MEN	01:48:32	03:07:38	03:18:00	04:53:56	06:53:28	08:31:06	09:58:16	10:51:08	11:30:50	<b>11:20:28</b>	<b>+2:49:17</b>
						01:48:32	01:19:06	00:10:22*	01:35:55	01:59:31	01:37:38	01:27:09	00:52:51	00:39:42	21,96 km/h	
128	4	<b>HILGER Max</b>	GER	Team RoadBIKE	MEN	01:48:05	03:11:53	03:21:23	04:53:30	06:44:21	08:16:52	09:47:15	10:47:30	11:31:23	<b>11:21:53</b>	<b>+2:50:42</b>
						01:48:05	01:23:47	00:09:30*	01:32:06	01:50:51	01:32:30	01:30:22	01:00:15	00:43:52	21,91 km/h	
129	468	<b>BACH Markus</b>	GER	Cube Team	MEN	01:48:54	03:11:41	03:23:39	04:53:39	06:47:07	08:17:38	09:44:11	10:45:39	11:33:55	<b>11:21:57</b>	<b>+2:50:46</b>
						01:48:54	01:22:47	00:11:58*	01:29:59	01:53:27	01:30:30	01:26:32	01:01:28	00:48:16	21,91 km/h	
130	321	<b>PROHAZKA David</b>	CZE	Wolfsburg	MEN	01:48:38	03:07:44	03:20:21	04:52:57	06:50:27	08:18:39	09:44:58	10:48:02	11:34:55	<b>11:22:19</b>	<b>+2:51:08</b>
						01:48:38	01:19:06	00:12:36*	01:32:36	01:57:29	01:28:12	01:26:18	01:03:04	00:46:52	21,90 km/h	
130	406	<b>ZANDER Frank</b>	GER	DJK Gütersloh	SEN MAS MEN	01:41:39	02:57:05	03:06:16	04:44:40	06:39:52	08:12:23	09:43:21	10:47:11	11:31:30	<b>11:22:19</b>	<b>+2:51:08</b>
						01:41:39	01:15:25	00:09:11*	01:38:23	01:55:12	01:32:30	01:30:58	01:03:49	00:44:19	21,90 km/h	
132	288	<b>BIRK Thorsten</b>	GER	RSV Allgäu Outlet Sonthofen	MEN	01:49:00	03:11:48	03:22:54	04:57:25	06:53:15	08:29:29	09:58:11	10:52:30	11:34:11	<b>11:23:05</b>	<b>+2:51:54</b>
						01:49:00	01:22:48	00:11:06*	01:34:30	01:55:50	01:36:14	01:28:42	00:54:18	00:41:41	21,87 km/h	





## Langdistanz Sonthofen - Sulden 252km 6.078hm

Wertung: Gesamt

Platz	SNr	Name	NAT	Team	Kategorie	ELMEN	IMST-EIN	IMST-AUS*	PILLER-H.	NAUDERS	ST. MARIA	UMBRAIL	GOMAGOI	SULDEN	TOTAL**	Rückst.
133	266	HANLE Christoph	GER	Kohler-Hewelos	MAS MEN	01:43:00 01:43:00	03:03:13 01:20:12	03:10:55 00:07:42*	04:42:50 01:31:55	06:37:35 01:54:44	08:11:58 01:34:23	09:45:02 01:33:04	10:44:43 00:59:41	11:31:12 00:46:28	11:23:30 21,86 km/h	+2:52:19
134	102	WHITTAKER Howard	ENG	BMW Radsport	SEN MAS MEN	01:54:28 01:54:28	03:20:13 01:25:44	03:35:23 00:15:10*	05:13:18 01:37:54	07:09:37 01:56:19	08:42:01 01:32:23	10:04:06 01:22:05	11:00:44 00:56:37	11:39:17 00:38:33	11:24:07 21,84 km/h	+2:52:56
135	523	HÜSGES Sebastian	GER	TEAM ALPECIN 2014	MAS MEN	01:49:17 01:49:17	03:12:25 01:23:07	03:26:08 00:13:42*	04:54:43 01:28:35	06:49:02 01:54:18	08:27:06 01:38:03	09:51:51 01:24:45	10:52:02 01:00:10	11:37:55 00:45:53	11:24:13 21,84 km/h	+2:53:02
136	14	DIETSCHKE Martin	GER	Schopfheim	MEN	01:48:03 01:48:03	03:08:01 01:19:58	03:17:06 00:09:04*	04:51:27 01:34:21	06:44:32 01:53:04	08:20:27 01:35:54	09:50:11 01:29:44	10:50:29 01:00:18	11:33:33 00:43:03	11:24:29 21,83 km/h	+2:53:18
137	376	STRÖBELE Harald	GER	Staig	MAS MEN	01:48:42 01:48:42	03:08:02 01:19:20	03:15:31 00:07:29*	04:48:26 01:32:54	06:50:48 02:02:22	08:15:37 01:24:48	09:56:43 01:41:05	10:49:03 00:52:19	11:32:06 00:43:03	11:24:37 21,82 km/h	+2:53:26
138	120	SCHEU Marco	GER	Toni	MAS MEN	01:48:33 01:48:33	03:14:12 01:25:39	03:25:01 00:10:49*	04:59:06 01:34:05	06:53:17 01:54:11	08:26:16 01:32:58	09:53:25 01:27:08	10:50:44 00:57:19	11:35:52 00:45:08	11:25:03 21,81 km/h	+2:53:52
138	433	LEONARDELLI Cesare	ITA	GSA Penne Sprint	MEN	01:41:34 01:41:34	02:57:12 01:15:37	03:04:43 00:07:30*	04:35:01 01:30:18	06:30:42 01:55:40	08:07:10 01:36:27	09:47:08 01:39:58	10:44:32 00:57:24	11:32:33 00:48:01	11:25:03 21,81 km/h	+2:53:52
140	278	SPEIKAMP Christian	GER	Team Speikamp	MEN	01:53:47 01:53:47	03:17:14 01:23:26	03:27:28 00:10:14*	05:03:28 01:35:59	06:56:16 01:52:47	08:28:57 01:32:40	09:53:26 01:24:29	10:53:17 00:59:51	11:35:45 00:42:27	11:25:31 21,79 km/h	+2:54:20
141	319	GERBER Rolf	SUI	Matten bei Interlaken	SEN MAS MEN	01:47:36 01:47:36	03:06:19 01:18:42	03:13:04 00:06:44*	04:49:17 01:36:13	06:46:35 01:57:17	08:19:56 01:33:21	09:49:02 01:29:05	10:45:03 00:56:00	11:32:33 00:47:30	11:25:49 21,78 km/h	+2:54:38
142	60	BITTL Hubert	GER	Sauhaufen	SEN MAS MEN	01:49:08 01:49:08	03:15:06 01:25:57	03:27:09 00:12:02*	05:01:34 01:34:24	07:00:17 01:58:43	08:35:32 01:35:15	09:56:55 01:21:23	10:53:06 00:56:10	11:38:14 00:45:08	11:26:12 21,77 km/h	+2:55:01
143	509	PINKAVA Eduard	CZE	Velo	MAS MEN	01:43:23 01:43:23	03:01:10 01:17:46	03:08:20 00:07:09*	04:39:18 01:30:57	06:31:42 01:52:24	08:06:36 01:34:53	09:44:26 01:37:49	10:51:00 01:06:34	11:34:43 00:43:42	11:27:34 21,73 km/h	+2:56:23
144	507	HAGSPIEL Alexandra	GER	RSV Allgäu Outlet Sonthofen	WOMEN	01:56:59 01:56:59	03:22:03 01:25:03	03:32:22 00:10:18*	05:08:01 01:35:39	07:07:01 01:59:00	08:39:18 01:32:16	09:57:35 01:18:16	11:00:26 01:02:51	11:38:23 00:37:56	11:28:05 21,71 km/h	+2:56:54

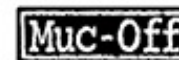




## Langdistanz Sonthofen - Sulden 252km 6.078hm

Wertung: Gesamt

Platz	SNr	Name	NAT	Team	Kategorie	ELMEN	IMST-EIN	IMST-AUS*	PILLER-H.	NAUDERS	ST. MARIA	UMBRAIL	GOMAGOI	SULDEN	TOTAL**	Rückst.
145	63	<b>BERG Claude</b>	LUX	Differdange	MEN	01:48:51	03:10:34	03:22:19	04:55:44	06:53:02	08:29:53	09:52:35	10:54:14	11:39:54	<b>11:28:09</b>	<b>+2:56:58</b>
						01:48:51	01:21:42	00:11:45*	01:33:24	01:57:17	01:36:51	01:22:41	01:01:39	00:45:40	21,71 km/h	
146	291	<b>WOLF Richard</b>	GER	RSV Allgäu Outlet Sonthofen	MEN	01:56:57	03:22:04	03:32:21	05:08:02	07:07:01	08:39:11	09:57:35	11:00:28	11:38:26	<b>11:28:10</b>	<b>+2:56:59</b>
						01:56:57	01:25:06	00:10:16*	01:35:40	01:58:59	01:32:09	01:18:24	01:02:53	00:37:57	21,71 km/h	
147	534	<b>HOFMANN Axel</b>	GER	Hannover	MAS MEN	01:53:22	03:15:42	03:29:24	04:59:49	06:54:24	08:27:20	09:59:07	10:59:38	11:42:16	<b>11:28:34</b>	<b>+2:57:23</b>
						01:53:22	01:22:19	00:13:42*	01:30:24	01:54:35	01:32:56	01:31:46	01:00:30	00:42:38	21,70 km/h	
148	529	<b>PFENNIG André</b>	GER	Salzabiker e.V.	MEN	01:42:20	02:59:50	03:07:03	04:40:56	07:08:24	08:31:55	09:59:38	10:52:39	11:36:04	<b>11:28:51</b>	<b>+2:57:40</b>
						01:42:20	01:17:29	00:07:13*	01:33:53	02:27:27	01:23:30	01:27:43	00:53:00	00:43:24	21,69 km/h	
149	302	<b>MAYERHOFER Martin</b>	GER	München	MEN	01:43:50	03:02:47	03:18:38	04:48:00	06:55:10	08:32:22	09:57:41	10:59:44	11:44:52	<b>11:29:01</b>	<b>+2:57:50</b>
						01:43:50	01:18:56	00:15:51*	01:29:22	02:07:10	01:37:11	01:25:18	01:02:03	00:45:07	21,68 km/h	
149	427	<b>KARNER Matthias</b>	AUT	St. Georgen an der Leys	MEN	01:43:04	02:58:26	03:07:22	04:39:10	06:31:35	08:07:59	09:42:47	10:47:02	11:37:57	<b>11:29:01</b>	<b>+2:57:50</b>
						01:43:04	01:15:22	00:08:56*	01:31:48	01:52:25	01:36:23	01:34:48	01:04:14	00:50:55	21,68 km/h	
151	55	<b>HOENECKE Rainmar</b>	GER	Lipperlandexpress	MAS MEN	01:49:13	03:13:32	03:24:35	04:58:51	06:52:01	08:28:06	09:50:00	10:56:19	11:41:44	<b>11:30:41</b>	<b>+2:59:30</b>
						01:49:13	01:24:18	00:11:03*	01:34:16	01:53:10	01:36:04	01:21:53	01:06:19	00:45:25	21,63 km/h	
152	612	<b>NATHO Eike</b>	GER	Berlin	MEN	01:48:02	03:10:36	03:25:20	04:58:17	06:54:02	08:26:45	10:03:27	11:02:05	11:45:37	<b>11:30:53</b>	<b>+2:59:42</b>
						01:48:02	01:22:34	00:14:44*	01:32:56	01:55:44	01:32:43	01:36:41	00:58:38	00:43:31	21,62 km/h	
153	374	<b>HAUSEGGER Klaus</b>	AUT	vc Sonntagsfahrer Leonding	MEN	01:41:32	02:56:44	03:02:21	04:35:30	06:24:16	07:57:43	09:27:55	10:40:18	11:36:40	<b>11:31:04</b>	<b>+2:59:53</b>
						01:41:32	01:15:11	00:05:36*	01:33:08	01:48:46	01:33:26	01:30:11	01:12:22	00:56:22	21,62 km/h	
154	293	<b>LADNER Ronald</b>	AUT	Sportunion Tarrenz	MAS MEN	01:49:14	03:04:16	03:20:42	04:55:41	06:51:52	08:30:24	10:04:59	11:07:05	11:47:32	<b>11:31:07</b>	<b>+2:59:56</b>
						01:49:14	01:15:02	00:16:25*	01:34:59	01:56:10	01:38:31	01:34:35	01:02:05	00:40:27	21,62 km/h	
155	70	<b>KORTE Jörn</b>	GER	Bergisch Gladbach	MAS MEN	01:48:41	03:11:33	03:20:35	04:55:07	06:48:13	08:12:02	09:38:04	10:44:06	11:40:43	<b>11:31:42</b>	<b>+3:00:31</b>
						01:48:41	01:22:52	00:09:01*	01:34:32	01:53:05	01:23:48	01:26:02	01:06:01	00:56:37	21,60 km/h	
156	471	<b>DAFERNER Marc</b>	GER	Karlsruhe	MAS MEN	01:47:38	03:11:59	03:21:33	04:52:01	06:46:22	08:25:04	09:51:51	10:55:24	11:41:17	<b>11:31:43</b>	<b>+3:00:32</b>
						01:47:38	01:24:20	00:09:34*	01:30:27	01:54:21	01:38:41	01:26:47	01:03:33	00:45:52	21,60 km/h	

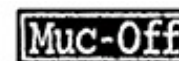




## Langdistanz Sonthofen - Sulden 252km 6.078hm

Wertung: Gesamt

Platz	SNr	Name	NAT	Team	Kategorie	ELMEN	IMST-EIN	IMST-AUS*	PILLER-H.	NAUDERS	ST. MARIA	UMBRAIL	GOMAGOI	SULDEN	TOTAL**	Rückst.
157	62	<b>BOLDT Günther</b>	AUT	Imst	SEN MAS MEN	01:49:02 01:49:02	03:09:09 01:20:06	03:19:06 00:09:56*	04:51:47 01:32:41	06:49:10 01:57:22	08:22:49 01:33:39	09:50:27 01:27:37	10:57:50 01:07:22	11:42:01 00:44:11	<b>11:32:05</b> 21,59 km/h	<b>+3:00:54</b>
158	184	<b>HAGER Jan</b>	GER	Ludwigsburg	MEN	01:53:43 01:53:43	03:18:30 01:24:47	03:31:51 00:13:21*	05:06:06 01:34:14	07:03:19 01:57:13	08:33:18 01:29:58	10:01:22 01:28:04	11:00:16 00:58:53	11:45:58 00:45:42	<b>11:32:37</b> 21,57 km/h	<b>+3:01:26</b>
159	634	<b>KENKER Celine</b>	GER	Kempten	WOMEN	01:43:29 01:43:29	03:07:43 01:24:14	03:16:41 00:08:57*	04:50:46 01:34:05	06:42:54 01:52:07	08:19:26 01:36:32	09:51:19 01:31:52	10:55:48 01:04:28	11:41:36 00:45:47	<b>11:32:39</b> 21,57 km/h	<b>+3:01:28</b>
160	593	<b>LANDGRAF Uwe</b>	GER	RC Gera 92	SEN MAS MEN	01:47:23 01:47:23	03:14:15 01:26:52	03:23:04 00:08:48*	04:57:55 01:34:51	06:54:04 01:56:08	08:28:10 01:34:06	09:59:04 01:30:53	10:58:53 00:59:48	11:41:28 00:42:34	<b>11:32:40</b> 21,57 km/h	<b>+3:01:29</b>
161	272	<b>KÖNIG Heiko</b>	GER	DJK Schwäbisch Gmünd	MAS MEN	01:48:27 01:48:27	03:04:14 01:15:47	03:15:10 00:10:55*	04:51:00 01:35:49	06:51:46 02:00:46	08:29:06 01:37:19	09:57:57 01:28:51	10:57:11 00:59:13	11:43:57 00:46:46	<b>11:33:02</b> 21,56 km/h	<b>+3:01:51</b>
162	355	<b>JUPE Michael</b>	GER	Driedorf	MAS MEN	01:47:58 01:47:58	03:10:06 01:22:08	03:26:13 00:16:06*	05:00:04 01:33:51	06:57:00 01:56:55	08:32:45 01:35:45	10:04:04 01:31:18	11:05:32 01:01:27	11:49:39 00:44:07	<b>11:33:33</b> 21,54 km/h	<b>+3:02:22</b>
163	295	<b>OPELT Mike</b>	GER	Frankfurt	MEN	01:48:52 01:48:52	03:11:16 01:22:23	03:24:06 00:12:50*	05:01:46 01:37:39	07:07:06 02:05:20	08:45:03 01:37:56	10:13:41 01:28:38	11:04:54 00:51:12	11:47:35 00:42:40	<b>11:34:45</b> 21,50 km/h	<b>+3:03:34</b>
164	169	<b>NUSS Thomas</b>	GER	Bikes 'n Boards	SEN MAS MEN	01:54:13 01:54:13	03:16:43 01:22:30	03:27:55 00:11:11*	04:59:08 01:31:13	06:53:54 01:54:45	08:29:20 01:35:25	09:59:46 01:30:26	11:00:40 01:00:54	11:46:26 00:45:45	<b>11:35:15</b> 21,49 km/h	<b>+3:04:04</b>
165	364	<b>TREIMER Martin</b>	GER	TSV Harburg	MEN	01:41:39 01:41:39	02:58:47 01:17:08	03:06:14 00:07:27*	04:36:37 01:30:23	06:47:18 02:10:40	08:23:01 01:35:42	09:55:31 01:32:29	10:58:14 01:02:43	11:44:10 00:45:56	<b>11:36:43</b> 21,44 km/h	<b>+3:05:32</b>
166	101	<b>PETRICK Kai</b>	GER	München	MAS MEN	01:47:29 01:47:29	03:09:02 01:21:32	03:20:50 00:11:48*	04:52:02 01:31:11	06:48:51 01:56:49	08:25:15 01:36:23	09:59:56 01:34:41	11:02:18 01:02:21	11:49:42 00:47:24	<b>11:37:54</b> 21,41 km/h	<b>+3:06:43</b>
167	428	<b>GÖTZE Frank</b>	GER	Paderborn	MAS MEN	01:55:48 01:55:48	03:18:29 01:22:41	03:39:16 00:20:46*	05:12:38 01:33:21	07:10:02 01:57:23	08:52:21 01:42:19	10:14:12 01:21:50	11:17:34 01:03:21	12:00:10 00:42:36	<b>11:39:24</b> 21,36 km/h	<b>+3:08:13</b>
168	292	<b>MÜNCH Uwe</b>	GER	Salzgitter	SEN MAS MEN	01:43:43 01:43:43	03:02:23 01:18:40	03:09:39 00:07:15*	04:42:22 01:32:43	06:34:27 01:52:04	08:13:35 01:39:07	09:49:58 01:36:23	10:55:29 01:05:31	11:46:50 00:51:20	<b>11:39:35</b> 21,36 km/h	<b>+3:08:24</b>





## Langdistanz Sonthofen - Sulden 252km 6.078hm

Wertung: Gesamt

Platz	SNr	Name	NAT	Team	Kategorie	ELMEN	IMST-EIN	IMST-AUS*	PILLER-H.	NAUDERS	ST. MARIA	UMBRAIL	GOMAGOI	SULDEN	TOTAL**	Rückst.
169	335	<b>DODEL Helmut</b>	GER	Kaufbeuren	SEN MAS MEN	01:53:22 01:53:22	03:13:35 01:20:13	03:30:16 00:16:40*	05:07:02 01:36:45	07:01:31 01:54:29	08:40:49 01:39:18	10:05:18 01:24:28	11:11:38 01:06:20	11:56:16 00:44:38	<b>11:39:36</b> 21,36 km/h	<b>+3:08:25</b>
170	596	<b>PFEIFFER Ingo</b>	GER	Hilgertshausen	MEN	01:53:41 01:53:41	03:16:30 01:22:49	03:27:22 00:10:51*	04:59:11 01:31:48	06:55:43 01:56:32	08:24:59 01:29:15	10:04:49 01:39:49	11:02:55 00:58:05	11:50:31 00:47:36	<b>11:39:40</b> 21,35 km/h	<b>+3:08:29</b>
171	607	<b>HEMMETER Wilfried</b>	GER	Weißenburg	SEN MAS MEN	01:49:02 01:49:02	03:13:07 01:24:05	03:21:14 00:08:06*	04:58:29 01:37:15	06:51:23 01:52:54	08:25:01 01:33:37	10:00:45 01:35:44	10:57:47 00:57:02	11:48:32 00:50:45	<b>11:40:26</b> 21,33 km/h	<b>+3:09:15</b>
172	314	<b>GERKENS Michael</b>	GER	TSVE 1890 Bielefeld	MAS MEN	01:54:01 01:54:01	03:17:01 01:23:00	03:29:03 00:12:01*	05:02:44 01:33:40	06:56:19 01:53:35	08:33:22 01:37:03	10:00:57 01:27:34	11:10:47 01:09:49	11:52:53 00:42:06	<b>11:40:52</b> 21,32 km/h	<b>+3:09:41</b>
173	575	<b>ZIEGLER Uwe</b>	GER	Champions Training	MAS MEN	01:53:10 01:53:10	03:15:45 01:22:35	03:41:27 00:25:42*	05:13:39 01:32:11	07:09:19 01:55:40	08:44:14 01:34:54	10:12:46 01:28:31	11:22:53 01:10:07	12:06:38 00:43:44	<b>11:40:56</b> 21,31 km/h	<b>+3:09:45</b>
174	198	<b>WEITZER Gerhard</b>	AUT	Wien	MAS MEN	01:47:46 01:47:46	03:08:26 01:20:40	03:18:49 00:10:22*	04:52:07 01:33:17	06:47:28 01:55:21	08:29:42 01:42:13	10:03:59 01:34:16	11:09:04 01:05:04	11:53:40 00:44:36	<b>11:43:18</b> 21,24 km/h	<b>+3:12:07</b>
175	87	<b>UNGETHÜM Thomas</b>	GER	Klingenthal	MEN	02:02:05 02:02:05	03:43:18 01:41:13	04:05:18 00:21:59*	05:51:37 01:46:19	07:54:02 02:02:24	09:18:42 01:24:40	10:34:14 01:15:31	11:28:22 00:54:07	12:05:46 00:37:23	<b>11:43:47</b> 21,23 km/h	<b>+3:12:36</b>
176	203	<b>VON RAHDEN Burkhard</b>	GER	Würzburg	MAS MEN	01:46:48 01:46:48	03:10:01 01:23:13	03:20:13 00:10:12*	04:54:56 01:34:42	06:51:18 01:56:21	08:27:36 01:36:17	10:00:38 01:33:02	11:04:01 01:03:22	11:55:01 00:50:59	<b>11:44:49</b> 21,20 km/h	<b>+3:13:38</b>
177	538	<b>FUCHS Tobias</b>	GER	TEAM HERCULES	MEN	01:53:32 01:53:32	03:17:10 01:23:37	03:30:15 00:13:05*	05:04:03 01:33:47	06:57:30 01:53:26	08:38:50 01:41:19	10:11:56 01:33:06	11:12:21 01:00:24	11:58:48 00:46:26	<b>11:45:43</b> 21,17 km/h	<b>+3:14:32</b>
178	500	<b>ADAM Andreas</b>	GER	team tetralog	MEN	01:53:13 01:53:13	03:16:49 01:23:35	03:26:58 00:10:08*	05:03:39 01:36:41	07:06:33 02:02:53	08:39:03 01:32:30	10:09:01 01:29:57	11:13:14 01:04:13	11:55:53 00:42:39	<b>11:45:45</b> 21,17 km/h	<b>+3:14:34</b>
179	573	<b>VAN HEES Alexander</b>	GER	Champions Training	MEN	01:53:08 01:53:08	03:15:44 01:22:36	03:41:25 00:25:40*	05:11:45 01:30:20	07:04:57 01:53:12	08:40:49 01:35:51	10:12:50 01:32:00	11:23:14 01:10:23	12:11:45 00:48:31	<b>11:46:05</b> 21,16 km/h	<b>+3:14:54</b>
180	419	<b>JONSSON Stefan</b>	SWE	Kungsängen	MAS MEN	01:42:57 01:42:57	03:04:58 01:22:00	03:15:03 00:10:05*	04:53:46 01:38:42	06:49:58 01:56:11	08:28:45 01:38:47	10:01:11 01:32:25	11:04:34 01:03:22	11:57:01 00:52:26	<b>11:46:56</b> 21,13 km/h	<b>+3:15:45</b>

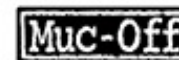




## Langdistanz Sonthofen - Sulden 252km 6.078hm

Wertung: Gesamt

Platz	SNr	Name	NAT	Team	Kategorie	ELMEN	IMST-EIN	IMST-AUS*	PILLER-H.	NAUDERS	ST. MARIA	UMBRAIL	GOMAGOI	SULDEN	TOTAL**	Rückst.
181	137	<b>METZGER Tobias</b>	GER	Friedrichshafen	MEN	01:54:07	03:19:18	03:31:07	05:07:45	07:02:58	08:38:34	10:09:38	11:12:28	11:58:57	<b>11:47:08</b>	<b>+3:15:57</b>
						01:54:07	01:25:11	00:11:49*	01:36:38	01:55:12	01:35:35	01:31:03	01:02:50	00:46:29	21,13 km/h	
182	544	<b>MÜLLER Daniel</b>	GER	München	MEN	01:47:55	03:03:27	03:12:16	04:47:18	06:43:19	08:19:06	09:52:55	11:04:48	11:55:57	<b>11:47:09</b>	<b>+3:15:58</b>
						01:47:55	01:15:32	00:08:48*	01:35:02	01:56:00	01:35:46	01:33:49	01:11:53	00:51:08	21,13 km/h	
183	185	<b>WIEDEMANN Leonhard</b>	GER	TSV Harburg	MEN	01:41:40	03:00:46	03:09:25	04:43:43	06:47:47	08:25:18	10:02:21	11:10:03	11:56:12	<b>11:47:33</b>	<b>+3:16:22</b>
						01:41:40	01:19:05	00:08:39*	01:34:18	02:04:03	01:37:30	01:37:03	01:07:41	00:46:09	21,12 km/h	
184	148	<b>MOSIG Andreas</b>	GER	München	MEN	01:43:46	03:02:49	03:18:38	04:54:35	06:56:09	08:34:32	10:05:25	11:15:41	12:04:25	<b>11:48:36</b>	<b>+3:17:25</b>
						01:43:46	01:19:02	00:15:49*	01:35:57	02:01:33	01:38:23	01:30:52	01:10:15	00:48:44	21,08 km/h	
185	138	<b>TILCH Wolfgang</b>	GER	TEAM FORCHHEIM	SEN MAS MEN	01:42:45	03:03:18	03:09:01	04:45:07	06:33:54	08:11:10	09:57:55	11:04:24	11:54:34	<b>11:48:51</b>	<b>+3:17:40</b>
						01:42:45	01:20:32	00:05:43*	01:36:05	01:48:47	01:37:16	01:46:44	01:06:29	00:50:09	21,08 km/h	
186	320	<b>BACHNER Michael</b>	AUT	RC Indurain	MAS MEN	01:48:23	03:10:53	03:20:28	04:56:44	06:53:39	08:33:08	10:03:15	11:11:19	11:58:35	<b>11:49:01</b>	<b>+3:17:50</b>
						01:48:23	01:22:30	00:09:34*	01:36:16	01:56:55	01:39:28	01:30:07	01:08:03	00:47:16	21,07 km/h	
187	400	<b>RÖTHIG Anton</b>	GER	Niesky	MEN	01:47:40	03:11:22	03:25:34	05:03:46	07:10:45	08:50:54	10:21:52	11:17:05	12:03:46	<b>11:49:35</b>	<b>+3:18:24</b>
						01:47:40	01:23:41	00:14:11*	01:38:12	02:06:58	01:40:09	01:30:57	00:55:13	00:46:40	21,05 km/h	
188	485	<b>BORETZKY Anna-Maria</b>	GER	TEAM ALPECIN 2014	WOMEN	01:54:41	03:17:32	03:25:40	05:02:12	06:57:12	08:37:08	10:10:46	11:14:54	11:59:35	<b>11:51:27</b>	<b>+3:20:16</b>
						01:54:41	01:22:51	00:08:08*	01:36:31	01:54:59	01:39:56	01:33:37	01:04:08	00:44:40	21,00 km/h	
188	495	<b>THOMAE Alexandra</b>	GER	TeamAlpecin	WOMEN	01:54:41	03:17:32	03:25:41	05:02:55	06:57:12	08:35:37	10:10:46	11:14:55	11:59:35	<b>11:51:27</b>	<b>+3:20:16</b>
						01:54:41	01:22:51	00:08:08*	01:37:13	01:54:16	01:38:25	01:35:09	01:04:09	00:44:39	21,00 km/h	
190	317	<b>KELLNER Andreas</b>	GER	Mannheim	MAS MEN	01:55:55	03:27:29	03:43:53	05:22:40	07:27:08	09:06:35	10:30:30	11:28:44	12:08:07	<b>11:51:44</b>	<b>+3:20:33</b>
						01:55:55	01:31:34	00:16:23*	01:38:47	02:04:28	01:39:26	01:23:55	00:58:13	00:39:22	20,99 km/h	
191	404	<b>NEUHAUS Norbert</b>	SUI	Schmitten	MAS MEN	01:54:20	03:16:57	03:30:39	05:07:43	07:05:02	08:40:28	10:15:23	11:25:16	12:08:22	<b>11:54:40</b>	<b>+3:23:29</b>
						01:54:20	01:22:37	00:13:42*	01:37:03	01:57:19	01:35:25	01:34:55	01:09:52	00:43:06	20,90 km/h	
192	329	<b>SCHROF Kevin</b>	GER	Eggis Bike Planet	MEN	02:01:29	03:30:45	03:55:49	05:31:55	07:26:46	08:58:59	10:21:30	11:37:49	12:20:24	<b>11:55:20</b>	<b>+3:24:09</b>
						02:01:29	01:29:15	00:25:04*	01:36:05	01:54:51	01:32:12	01:22:31	01:16:18	00:42:35	20,89 km/h	







## Langdistanz Sonthofen - Sulden 252km 6.078hm

Wertung: Gesamt

Platz	SNr	Name	NAT	Team	Kategorie	ELMEN	IMST-EIN	IMST-AUS*	PILLER-H.	NAUDERS	ST. MARIA	UMBRAIL	GOMAGOI	SULDEN	TOTAL**	Rückst.
193	586	<b>BÖHM Marec</b>	GER	Achim	MAS MEN	01:49:02	03:14:29	03:21:09	05:00:34	06:57:06	08:35:13	10:12:05	11:14:53	12:04:43	<b>11:58:03</b>	<b>+3:26:52</b>
						01:49:02	01:25:26	00:06:40*	01:39:25	01:56:32	01:38:06	01:36:52	01:02:47	00:49:50	20,81 km/h	
194	477	<b>BIECHELE Christian</b>	GER	TEAM ALPECIN 2014	SEN MAS MEN	01:49:15	03:13:40	03:26:16	05:00:25	06:57:28	08:35:37	10:09:49	11:26:36	12:11:05	<b>11:58:29</b>	<b>+3:27:18</b>
						01:49:15	01:24:24	00:12:36*	01:34:08	01:57:03	01:38:08	01:34:11	01:16:47	00:44:28	20,79 km/h	
195	394	<b>PLEISSNER Axel</b>	GER	assos-onlineshop.de	MAS MEN	01:48:38	03:16:57	03:40:06	05:17:59	07:31:37	09:09:14	10:37:35	11:35:37	12:21:59	<b>11:58:51</b>	<b>+3:27:40</b>
						01:48:38	01:28:19	00:23:08*	01:37:53	02:13:37	01:37:37	01:28:20	00:58:02	00:46:22	20,78 km/h	
196	470	<b>KAUFMANN Christian</b>	FRA	Alsace velopassion	MAS MEN	01:47:38	03:11:26	03:20:56	04:55:31	06:53:30	08:44:19	10:24:17	11:22:39	12:08:52	<b>11:59:23</b>	<b>+3:28:12</b>
						01:47:38	01:23:47	00:09:29*	01:34:35	01:57:58	01:50:48	01:39:58	00:58:21	00:46:12	20,77 km/h	
197	587	<b>FRANK Jens</b>	GER	guilty 76 racing // brügelmann	MEN	02:11:45	03:40:58	04:07:46	05:47:50	07:48:56	09:23:23	10:47:52	11:47:25	12:27:50	<b>12:01:02</b>	<b>+3:29:51</b>
						02:11:45	01:29:12	00:26:48*	01:40:03	02:01:06	01:34:26	01:24:29	00:59:33	00:40:25	20,72 km/h	
198	431	<b>PERZI Horst</b>	GER	rad + sport ersing ehingen	SEN MAS MEN	01:55:19	03:24:54	03:31:38	05:16:22	07:13:10	08:48:40	10:20:21	11:17:01	12:08:19	<b>12:01:35</b>	<b>+3:30:24</b>
						01:55:19	01:29:35	00:06:44*	01:44:43	01:56:47	01:35:30	01:31:40	00:56:40	00:51:17	20,70 km/h	
199	199	<b>ERLINGHAGEN Klaus</b>	GER	Lahnstein	MAS MEN	01:54:42	03:22:21	03:34:08	05:11:02	07:11:52	08:54:11	10:23:22	11:32:25	12:14:30	<b>12:02:43</b>	<b>+3:31:32</b>
						01:54:42	01:27:39	00:11:47*	01:36:53	02:00:50	01:42:18	01:29:11	01:09:02	00:42:05	20,67 km/h	
200	465	<b>BAY Benjamin</b>	GER	Sauhaufen	MAS MEN	01:54:13	03:15:48	03:27:08	05:05:02	07:03:46	08:47:11	10:22:56	11:23:31	12:14:15	<b>12:02:56</b>	<b>+3:31:45</b>
						01:54:13	01:21:35	00:11:19*	01:37:54	01:58:43	01:43:24	01:35:45	01:00:34	00:50:44	20,67 km/h	
201	5	<b>HOHL Sebastian</b>	GER	Team RoadBIKE	MEN	01:48:05	03:11:52	03:21:22	05:02:43	07:06:05	08:43:35	10:23:26	11:26:03	12:13:15	<b>12:03:45</b>	<b>+3:32:34</b>
						01:48:05	01:23:46	00:09:30*	01:41:20	02:03:22	01:37:30	01:39:50	01:02:36	00:47:12	20,64 km/h	
202	126	<b>THIENEL Stefan</b>	GER	Buchloe	MAS MEN	01:58:52	03:25:55	03:37:02	05:14:10	07:14:44	08:53:59	10:23:57	11:30:53	12:15:30	<b>12:04:24</b>	<b>+3:33:13</b>
						01:58:52	01:27:02	00:11:06*	01:37:08	02:00:33	01:39:15	01:29:58	01:06:55	00:44:36	20,62 km/h	
203	462	<b>SKLARZIK Stefanie</b>	GER	Sauhaufen	WOMEN	01:54:19	03:17:13	03:31:04	05:11:35	07:12:27	08:51:59	10:26:10	11:29:57	12:18:30	<b>12:04:40</b>	<b>+3:33:29</b>
						01:54:19	01:22:53	00:13:50*	01:40:31	02:00:52	01:39:31	01:34:10	01:03:47	00:48:33	20,62 km/h	
204	508	<b>SELTRECHT Kei-Uwe</b>	GER	Team Alpecin Allstars	MAS MEN	01:44:21	03:03:40	03:12:31	04:48:12	06:49:01	08:35:30	10:12:29	11:21:19	12:14:22	<b>12:05:31</b>	<b>+3:34:20</b>
						01:44:21	01:19:19	00:08:51*	01:35:41	02:00:49	01:46:28	01:36:58	01:08:50	00:53:02	20,59 km/h	

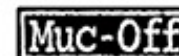




## Langdistanz Sonthofen - Sulden 252km 6.078hm

Wertung: Gesamt

Platz	SNr	Name	NAT	Team	Kategorie	ELMEN	IMST-EIN	IMST-AUS*	PILLER-H.	NAUDERS	ST. MARIA	UMBRAIL	GOMAGOI	SULDEN	TOTAL**	Rückst.
205	119	ANGER Manuel	GER	Back To Bike	MEN	01:48:30 01:48:30	03:08:15 01:19:45	03:16:55 00:08:40*	05:02:02 01:45:06	07:08:39 02:06:37	08:48:07 01:39:27	10:24:39 01:36:32	11:31:37 01:06:58	12:14:25 00:42:48	12:05:45 20,59 km/h	+3:34:34
206	595	STADEL Dominic	GER	TBU	MEN	01:49:00 01:49:00	03:14:21 01:25:21	03:25:15 00:10:53*	05:03:01 01:37:45	07:09:03 02:06:01	08:48:33 01:39:30	10:30:06 01:41:33	11:29:26 00:59:20	12:16:46 00:47:19	12:05:53 20,58 km/h	+3:34:42
207	264	HOFMANN Philipp	GER	Hannover	MEN	01:49:01 01:49:01	03:08:08 01:19:07	03:21:06 00:12:57*	04:52:10 01:31:04	06:48:58 01:56:48	08:28:08 01:39:09	10:11:35 01:43:27	11:27:16 01:15:40	12:19:09 00:51:52	12:06:12 20,57 km/h	+3:35:01
208	157	MAIER Helmut	GER	Biketeam Sonthofen	SEN MAS MEN	01:54:35 01:54:35	03:25:07 01:30:31	03:39:20 00:14:12*	05:19:49 01:40:29	07:15:47 01:55:57	08:56:20 01:40:33	10:31:20 01:35:00	11:34:34 01:03:13	12:20:49 00:46:15	12:06:37 20,56 km/h	+3:35:26
209	168	LACKNER Bernd	GER	ART-Amsberg	MAS MEN	01:53:08 01:53:08	03:13:24 01:20:16	03:25:28 00:12:03*	05:01:12 01:35:44	07:02:44 02:01:31	08:43:22 01:40:38	10:20:36 01:37:13	11:24:48 01:04:12	12:19:05 00:54:16	12:07:02 20,55 km/h	+3:35:51
210	227	PACHMANN Martin	GER	München	MAS MEN	01:53:54 01:53:54	03:19:41 01:25:47	03:30:04 00:10:22*	05:08:05 01:38:01	07:07:46 01:59:40	08:43:21 01:35:35	10:23:12 01:39:50	11:25:06 01:01:54	12:18:27 00:53:20	12:08:05 20,52 km/h	+3:36:54
211	368	LEHRHUBER Martin	GER	Wang	MEN	01:56:25 01:56:25	03:25:01 01:28:36	03:37:38 00:12:36*	05:15:31 01:37:53	07:19:28 02:03:56	09:03:06 01:43:38	10:32:37 01:29:31	11:30:54 00:58:17	12:21:28 00:50:33	12:08:52 20,50 km/h	+3:37:41
212	491	FUHRMANN Daniel	GER	ImmerNieDenGlitzer	MEN	01:54:28 01:54:28	03:19:45 01:25:16	03:33:40 00:13:54*	05:14:45 01:41:05	07:12:47 01:58:01	08:46:25 01:33:37	10:25:55 01:39:30	11:34:59 01:09:03	12:22:59 00:48:00	12:09:05 20,49 km/h	+3:37:54
213	540	LAMPE Christian	GER	Team Roadbike	SEN MAS MEN	01:49:27 01:49:27	03:17:33 01:28:06	03:26:58 00:09:24*	05:07:55 01:40:56	07:06:06 01:58:11	08:46:06 01:39:59	10:24:27 01:38:21	11:26:44 01:02:17	12:18:32 00:51:47	12:09:08 20,49 km/h	+3:37:57
214	439	EGGART Benjamin	GER	ImmerNieDenGlitzer	MEN	01:54:28 01:54:28	03:19:46 01:25:17	03:33:40 00:13:53*	05:14:56 01:41:15	07:12:47 01:57:51	08:51:13 01:38:25	10:26:02 01:34:48	11:35:02 01:09:00	12:23:02 00:47:59	12:09:09 20,49 km/h	+3:37:58
215	577	GLEIM Andreas	GER	Champions Training	MEN	01:53:35 01:53:35	03:24:02 01:30:27	03:38:47 00:14:44*	05:13:47 01:34:59	07:10:44 01:56:57	08:49:51 01:39:06	10:27:44 01:37:53	11:38:34 01:10:49	12:24:02 00:45:28	12:09:18 20,49 km/h	+3:38:07
216	270	MAKSELON Rafael	GER	R.S.C 1904 Dietzenbach e.V.	MEN	01:42:59 01:42:59	03:02:03 01:19:03	03:16:17 00:14:14*	04:51:20 01:35:02	06:54:52 02:03:32	08:42:35 01:47:43	10:13:55 01:31:19	11:24:45 01:10:50	12:24:21 00:59:35	12:10:07 20,46 km/h	+3:38:56

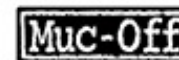




## Langdistanz Sonthofen - Sulden 252km 6.078hm

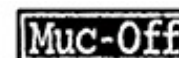
Wertung: Gesamt

Platz	SNr	Name	NAT	Team	Kategorie	ELMEN	IMST-EIN	IMST-AUS*	PILLER-H.	NAUDERS	ST. MARIA	UMBRAIL	GOMAGOI	SULDEN	TOTAL**	Rückst.
217	554	<b>SOMMER Kai-Uwe</b>	GER	Marathon Lönstrup	MAS MEN	01:53:28 01:53:28	03:18:38 01:25:10	03:29:57 00:11:19*	05:07:52 01:37:54	07:15:22 02:07:30	08:56:07 01:40:44	10:30:55 01:34:47	11:38:42 01:07:47	12:21:27 00:42:44	<b>12:10:08</b> 20,46 km/h	<b>+3:38:57</b>
218	238	<b>GÖWEIL Harald</b>	AUT	RC-Arbö Bikepalast Tirol	MAS MEN	01:58:51 01:58:51	03:33:06 01:34:14	03:52:34 00:19:28*	05:34:35 01:42:00	07:38:22 02:03:46	09:11:40 01:33:17	10:42:43 01:31:03	11:42:31 00:59:47	12:30:07 00:47:36	<b>12:10:39</b> 20,45 km/h	<b>+3:39:28</b>
219	235	<b>HERMANEK Michael</b>	AUT	RC sunpor St. Pölten	MEN	01:54:03 01:54:03	03:20:08 01:26:04	03:31:09 00:11:00*	05:11:24 01:40:15	07:11:39 02:00:15	08:59:35 01:47:55	10:29:56 01:30:21	11:35:31 01:05:34	12:21:56 00:46:25	<b>12:10:56</b> 20,44 km/h	<b>+3:39:45</b>
220	421	<b>NIEBING Jörg</b>	GER	RSC Ochtrup	MAS MEN	01:54:19 01:54:19	03:23:49 01:29:30	03:37:35 00:13:45*	05:15:12 01:37:37	07:17:00 02:01:48	08:58:08 01:41:07	10:34:19 01:36:10	11:42:56 01:08:37	12:26:25 00:43:28	<b>12:12:40</b> 20,39 km/h	<b>+3:41:29</b>
221	501	<b>FÖRG Josef</b>	GER	Bobingen	SEN MAS MEN	01:53:25 01:53:25	03:19:19 01:25:53	03:30:09 00:10:50*	05:10:54 01:40:45	07:09:57 01:59:03	08:46:05 01:36:07	10:24:05 01:37:59	11:27:41 01:03:36	12:24:04 00:56:23	<b>12:13:14</b> 20,38 km/h	<b>+3:42:03</b>
222	512	<b>SOLLICH Thomas</b>	GER	Wiesbaden	MAS MEN	01:48:37 01:48:37	03:12:41 01:24:03	03:23:17 00:10:35*	04:59:46 01:36:29	06:54:15 01:54:28	08:40:01 01:45:45	10:11:47 01:31:46	11:31:05 01:19:17	12:23:51 00:52:45	<b>12:13:16</b> 20,37 km/h	<b>+3:42:05</b>
223	565	<b>SCHMIDT Christian</b>	GER	Neu-Isenburg	MAS MEN	01:54:10 01:54:10	03:19:38 01:25:27	03:27:54 00:08:15*	05:09:54 01:42:00	07:08:08 01:58:13	08:45:23 01:37:15	10:19:12 01:33:48	11:31:09 01:11:56	12:21:33 00:50:24	<b>12:13:18</b> 20,37 km/h	<b>+3:42:07</b>
224	597	<b>PASCHOLD Jürgen</b>	GER	Hochspeyer	MAS MEN	01:53:41 01:53:41	03:17:49 01:24:08	03:31:46 00:13:56*	05:07:40 01:35:54	07:11:30 02:03:49	08:51:19 01:39:49	10:29:09 01:37:49	11:42:19 01:13:10	12:28:13 00:45:53	<b>12:14:17</b> 20,35 km/h	<b>+3:43:06</b>
225	213	<b>GRÜTZMACHER Andreas</b>	GER	Team ultrasonic-bikes.de	MAS MEN	01:54:01 01:54:01	03:24:01 01:29:59	03:37:12 00:13:11*	05:12:39 01:35:27	07:13:52 02:01:13	09:03:31 01:49:38	10:36:16 01:32:45	11:40:28 01:04:11	12:27:29 00:47:01	<b>12:14:18</b> 20,35 km/h	<b>+3:43:07</b>
226	357	<b>BENSCHIA Eric</b>	GER	Grillsportverein Alzenau	MEN	01:53:29 01:53:29	03:13:51 01:20:21	03:25:15 00:11:24*	05:00:58 01:35:42	07:02:26 02:01:27	10:29:26 03:27:00	10:29:26 00:00:00	11:34:12 01:04:45	12:26:14 00:52:02	<b>12:14:50</b> 20,33 km/h	<b>+3:43:39</b>
227	72	<b>HARWARTH Alexander</b>	GER	Stefans Bikeschmiede	MEN	01:54:35 01:54:35	03:18:23 01:23:48	03:28:59 00:10:35*	04:59:01 01:30:01	06:59:15 02:00:14	08:40:38 01:41:23	10:18:21 01:37:42	11:38:31 01:20:09	12:26:13 00:47:42	<b>12:15:38</b> 20,31 km/h	<b>+3:44:27</b>
228	525	<b>BREDLAU Oliver</b>	GER	Berlin	MEN	01:47:18 01:47:18	03:05:46 01:18:27	03:18:12 00:12:25*	04:53:36 01:35:24	06:56:23 02:02:47	08:36:19 01:39:55	10:26:45 01:50:26	11:37:48 01:11:02	12:30:38 00:52:50	<b>12:18:13</b> 20,24 km/h	<b>+3:47:02</b>



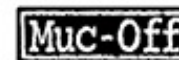


Platz	SNr	Name	NAT	Team	Kategorie	ELMEN	IMST-EIN	IMST-AUS*	PILLER-H.	NAUDERS	ST. MARIA	UMBRAIL	GOMAGOI	SULDEN	TOTAL**	Rückst.
229	358	<b>SCHWARZ Rainer</b>	GER	Schwabach	MAS MEN	02:02:03	03:29:45	03:45:48	05:29:26	07:38:05	09:18:45	10:52:20	11:46:35	12:36:05	<b>12:20:02</b>	<b>+3:48:51</b>
						02:02:03	01:27:41	00:16:03*	01:43:37	02:08:39	01:40:39	01:33:35	00:54:14	00:49:30	20,19 km/h	
230	378	<b>LUDWIG Mario</b>	GER	Erzgebirgs Express	MEN	01:54:21	03:26:16	03:35:27	05:17:33	07:18:38	08:51:39	10:35:28	11:38:50	12:29:24	<b>12:20:13</b>	<b>+3:49:02</b>
						01:54:21	01:31:55	00:09:11*	01:42:05	02:01:05	01:33:00	01:43:48	01:03:21	00:50:34	20,18 km/h	
231	352	<b>VON GROßMANN Georg</b>	GER	TV Ingolstadt	MAS MEN	01:53:39	03:19:10	03:32:59	05:07:49	07:11:15	09:02:04	10:38:47	11:44:49	12:34:06	<b>12:20:17</b>	<b>+3:49:06</b>
						01:53:39	01:25:30	00:13:49*	01:34:49	02:03:25	01:50:49	01:36:42	01:06:02	00:49:16	20,18 km/h	
232	106	<b>NOLLER Charly</b>	GER	ShakesBEER	SEN MAS MEN	01:57:15	03:25:49	03:43:15	05:21:28	07:26:19	09:04:09	10:40:59	11:49:06	12:39:06	<b>12:21:41</b>	<b>+3:50:30</b>
						01:57:15	01:28:33	00:17:25*	01:38:13	02:04:50	01:37:50	01:36:49	01:08:06	00:50:00	20,14 km/h	
233	478	<b>WAGNER Markus</b>	GER	Fürstenfeldbruck	MAS MEN	01:54:44	03:21:08	03:38:33	05:13:39	07:11:52	09:01:15	10:39:34	11:52:08	12:39:25	<b>12:22:01</b>	<b>+3:50:50</b>
						01:54:44	01:26:24	00:17:24*	01:35:05	01:58:13	01:49:23	01:38:18	01:12:34	00:47:16	20,13 km/h	
234	511	<b>HUNDERTMARCK Kai</b>	GER	Cervélo Lover	MAS MEN	01:42:19	03:01:50	03:09:47	04:49:11	06:46:57	08:40:17	10:20:17	11:31:31	12:29:59	<b>12:22:03</b>	<b>+3:50:52</b>
						01:42:19	01:19:30	00:07:56*	01:39:24	01:57:45	01:53:19	01:40:00	01:11:14	00:58:28	20,13 km/h	
235	630	<b>KRAMER Thomas</b>	GER	Westerheim	MEN	02:01:34	03:30:06	03:47:34	05:21:37	07:40:34	09:27:51	10:57:14	11:55:46	12:40:04	<b>12:22:37</b>	<b>+3:51:26</b>
						02:01:34	01:28:32	00:17:27*	01:34:03	02:18:56	01:47:16	01:29:22	00:58:32	00:44:18	20,12 km/h	
236	395	<b>ENGELMANN Michael</b>	NED	Rotterdam	MEN	02:02:02	03:27:41	03:45:02	05:21:40	07:26:14	09:11:44	10:46:14	11:54:15	12:40:21	<b>12:23:01</b>	<b>+3:51:50</b>
						02:02:02	01:25:38	00:17:20*	01:36:38	02:04:34	01:45:30	01:34:29	01:08:01	00:46:05	20,11 km/h	
237	300	<b>KEMPTER Richard</b>	GER	Berlin	MAS MEN	01:53:49	03:22:21	03:33:08	05:13:41	07:11:16	09:02:05	10:38:55	11:44:57	12:34:14	<b>12:23:27</b>	<b>+3:52:16</b>
						01:53:49	01:28:32	00:10:47*	01:40:32	01:57:34	01:50:49	01:36:49	01:06:02	00:49:16	20,10 km/h	
238	294	<b>SCHULTE Falko</b>	GER	Ulm	MAS MEN	01:49:13	03:14:26	03:27:35	04:58:09	06:54:45	08:44:04	10:24:39	11:39:55	12:36:41	<b>12:23:33</b>	<b>+3:52:22</b>
						01:49:13	01:25:12	00:13:08*	01:30:34	01:56:35	01:49:19	01:40:35	01:15:15	00:56:45	20,09 km/h	
239	633	<b>KELL Christof</b>	GER	Lenggries	MEN	01:57:05	03:20:22	03:36:55	05:13:45	07:14:48	08:59:09	10:31:16	11:44:46	12:40:07	<b>12:23:34</b>	<b>+3:52:23</b>
						01:57:05	01:23:16	00:16:33*	01:36:50	02:01:03	01:44:21	01:32:06	01:13:30	00:55:20	20,09 km/h	
240	348	<b>EDER Gerhard</b>	AUT	Team Sportordination	MEN	01:59:53	03:26:36	03:38:21	05:21:29	07:25:51	09:12:05	10:41:32	11:51:55	12:35:24	<b>12:23:39</b>	<b>+3:52:28</b>
						01:59:53	01:26:42	00:11:45*	01:43:07	02:04:21	01:46:13	01:29:26	01:10:23	00:43:29	20,09 km/h	





Platz	SNr	Name	NAT	Team	Kategorie	ELMEN	IMST-EIN	IMST-AUS*	PILLER-H.	NAUDERS	ST. MARIA	UMBRIL	GOMAGOI	SULDEN	TOTAL**	Rückst.
241	299	<b>SZCZYGIELSKI Paul</b>	GER	Ahlen	MEN	01:48:45	03:19:12	03:33:12	05:18:38	07:23:37	09:05:12	10:43:01	11:51:51	12:38:07	<b>12:24:08</b>	<b>+3:52:57</b>
						01:48:45	01:30:27	00:13:59*	01:45:26	02:04:58	01:41:34	01:37:49	01:08:49	00:46:16	20,08 km/h	
242	142	<b>VALENTIN Ulf</b>	GER	Mitterteich	MAS MEN	01:54:40	03:21:46	03:29:44	05:12:32	07:12:34	08:51:59	10:32:55	11:38:23	12:32:36	<b>12:24:38</b>	<b>+3:53:27</b>
						01:54:40	01:27:05	00:07:58*	01:42:48	02:00:01	01:39:25	01:40:55	01:05:28	00:54:12	20,06 km/h	
243	592	<b>WALDHER Thomas</b>	GER	RSC Kempten	SEN MAS MEN	02:02:06	03:32:48	03:47:54	05:31:52	07:30:12	09:15:20	10:48:06	11:53:18	12:40:48	<b>12:25:42</b>	<b>+3:54:31</b>
						02:02:06	01:30:42	00:15:06*	01:43:57	01:58:20	01:45:07	01:32:45	01:05:12	00:47:29	20,03 km/h	
244	403	<b>GILLMAYR Johann</b>	AUT	Radshop Fritz Aschach/D	SEN MAS MEN	01:48:09	03:14:53	03:22:56	05:06:38	07:11:15	08:56:48	10:35:50	11:43:20	12:33:54	<b>12:25:52</b>	<b>+3:54:41</b>
						01:48:09	01:26:44	00:08:02*	01:43:42	02:04:36	01:45:33	01:39:02	01:07:29	00:50:33	20,03 km/h	
245	171	<b>MÖLLEBORN Carl</b>	SWE	Bicycling.se	MAS MEN	01:57:12	03:24:14	03:37:40	05:11:57	07:18:32	09:17:06	10:44:05	11:58:07	12:40:01	<b>12:26:35</b>	<b>+3:55:24</b>
						01:57:12	01:27:01	00:13:26*	01:34:16	02:06:34	01:58:34	01:26:59	01:14:01	00:41:54	20,01 km/h	
246	510	<b>MÖLLEBORN Johan</b>	SWE	Bicycling.se	MAS MEN	01:57:13	03:24:14	03:37:40	05:11:58	07:18:33	09:17:08	10:44:06	11:57:34	12:40:03	<b>12:26:37</b>	<b>+3:55:26</b>
						01:57:13	01:27:00	00:13:26*	01:34:17	02:06:35	01:58:34	01:26:57	01:13:28	00:42:28	20,01 km/h	
247	530	<b>GREIS Markus</b>	GER	Team ultrasonic-bikes.de	MAS MEN	01:54:01	03:24:14	03:37:11	05:13:16	07:14:55	09:03:50	10:43:07	11:49:01	12:39:41	<b>12:26:44</b>	<b>+3:55:33</b>
						01:54:01	01:30:13	00:12:57*	01:36:05	02:01:38	01:48:55	01:39:17	01:05:53	00:50:40	20,01 km/h	
248	95	<b>KRACK Thilo</b>	GER	ShakesBEER	MAS MEN	01:57:16	03:30:54	03:43:16	05:21:35	07:26:55	09:10:07	10:40:52	11:49:09	12:39:08	<b>12:26:47</b>	<b>+3:55:36</b>
						01:57:16	01:33:37	00:12:21*	01:38:19	02:05:20	01:43:11	01:30:44	01:08:17	00:49:59	20,01 km/h	
249	562	<b>STIEGLITZ Jörg</b>	GER	Gerolfingen	MEN	01:55:07	03:26:08	03:46:14	05:24:28	07:28:45	09:13:50	10:52:50	12:02:17	12:46:58	<b>12:26:53</b>	<b>+3:55:42</b>
						01:55:07	01:31:01	00:20:05*	01:38:14	02:04:16	01:45:05	01:38:59	01:09:26	00:44:40	20,00 km/h	
250	332	<b>MALORNY Michael</b>	GER	Krugsdorf	SEN MAS MEN	01:53:56	03:25:29	03:43:30	05:22:32	07:33:19	09:20:39	10:56:02	12:00:33	12:46:11	<b>12:28:10</b>	<b>+3:56:59</b>
						01:53:56	01:31:33	00:18:01*	01:39:01	02:10:47	01:47:19	01:35:23	01:04:31	00:45:38	19,97 km/h	
251	114	<b>SUTTER Michel</b>	SUI	Basel	MEN	01:42:18	02:59:46	03:07:42	04:41:18	06:41:59	08:30:13	10:30:34	11:40:29	12:36:27	<b>12:28:32</b>	<b>+3:57:21</b>
						01:42:18	01:17:27	00:07:55*	01:33:35	02:00:41	01:48:13	02:00:21	01:09:55	00:55:57	19,96 km/h	
252	322	<b>WEISS Georg</b>	GER	Talberg-Mammuts	SEN MAS MEN	02:12:22	03:47:22	03:57:28	05:44:54	07:42:37	09:21:42	10:52:28	11:52:08	12:39:17	<b>12:29:11</b>	<b>+3:58:00</b>
						02:12:22	01:34:59	00:10:06*	01:47:25	01:57:43	01:39:05	01:30:45	00:59:39	00:47:08	19,94 km/h	





## Langdistanz Sonthofen - Sulden 252km 6.078hm

Wertung: Gesamt

Platz	SNr	Name	NAT	Team	Kategorie	ELMEN	IMST-EIN	IMST-AUS*	PILLER-H.	NAUDERS	ST. MARIA	UMBRIL	GOMAGOI	SULDEN	TOTAL**	Rückst.
253	487	<b>RATH Titus</b>	GER	TSG Querfurt	MEN	01:54:07	03:21:21	03:37:06	05:23:36	07:32:33	09:15:31	10:49:57	11:58:52	12:45:26	<b>12:29:42</b>	<b>+3:58:31</b>
						01:54:07	01:27:14	00:15:44*	01:46:30	02:08:56	01:42:58	01:34:25	01:08:55	00:46:33	19,93 km/h	
254	284	<b>RAAB Alexander</b>	GER	BAYER Team Xa!	MEN	01:54:33	03:22:16	03:42:09	05:22:54	07:26:27	09:11:58	10:54:15	12:05:48	12:49:44	<b>12:29:51</b>	<b>+3:58:40</b>
						01:54:33	01:27:43	00:19:53*	01:40:44	02:03:33	01:45:30	01:42:17	01:11:33	00:43:55	19,92 km/h	
255	307	<b>MARTINS Pedro</b>		Fitness Lounge	MEN	01:54:46	03:13:53	03:21:42	05:03:41	07:05:29	08:43:49	10:19:02	11:46:40	12:38:06	<b>12:30:18</b>	<b>+3:59:07</b>
						01:54:46	01:19:06	00:07:48*	01:41:59	02:01:47	01:38:20	01:35:13	01:27:37	00:51:26	19,91 km/h	
256	104	<b>LIEBE Lars</b>	GER	BSG Sparkasse Koblenz	MAS MEN	01:53:51	03:16:49	03:27:55	05:08:07	07:20:23	09:00:51	10:39:35	11:48:56	12:43:07	<b>12:32:02</b>	<b>+4:00:51</b>
						01:53:51	01:22:58	00:11:05*	01:40:12	02:12:16	01:40:27	01:38:43	01:09:21	00:54:11	19,87 km/h	
257	576	<b>BAHRS Robert</b>	GER	Champions Training	MEN	01:53:14	03:19:51	03:41:29	05:17:30	07:24:32	09:07:04	10:54:07	12:01:17	12:54:23	<b>12:32:45</b>	<b>+4:01:34</b>
						01:53:14	01:26:36	00:21:38*	01:36:00	02:07:01	01:42:32	01:47:02	01:07:10	00:53:05	19,85 km/h	
258	459	<b>MUELLER Carsten</b>	GER	SV Zwickau 1904	MEN	01:49:03	03:12:29	03:21:46	05:01:12	07:05:55	08:43:53	10:38:38	11:52:52	12:42:47	<b>12:33:31</b>	<b>+4:02:20</b>
						01:49:03	01:23:26	00:09:16*	01:39:26	02:04:42	01:37:58	01:54:45	01:14:13	00:49:55	19,83 km/h	
259	456	<b>GINDER Simon</b>	GER	Brezensalzer	MEN	02:07:00	03:37:01	03:53:00	05:40:50	07:59:50	09:38:00	11:04:03	12:02:51	12:49:32	<b>12:33:33</b>	<b>+4:02:22</b>
						02:07:00	01:30:00	00:15:59*	01:47:49	02:19:00	01:38:10	01:26:03	00:58:47	00:46:41	19,83 km/h	
260	613	<b>PIELAGE Joost</b>	NED	Ouderkerk	SEN MAS MEN	01:53:40	03:19:43	03:29:01	05:22:36	07:30:50	09:13:21	10:46:19	11:54:57	12:43:46	<b>12:34:29</b>	<b>+4:03:18</b>
						01:53:40	01:26:03	00:09:17*	01:53:35	02:08:14	01:42:30	01:32:58	01:08:38	00:48:48	19,80 km/h	
261	78	<b>WAGNER Arndt</b>	GER	VfB Eberdingen	MAS MEN	01:54:34	03:18:42	03:31:28	05:07:27	07:11:36	08:55:31	10:40:52	11:58:06	12:47:21	<b>12:34:35</b>	<b>+4:03:24</b>
						01:54:34	01:24:07	00:12:46*	01:35:59	02:04:08	01:43:55	01:45:21	01:17:14	00:49:15	19,80 km/h	
262	214	<b>MAASS Raphael</b>	GER	Team Ultrasonic-bikes.de	MAS MEN	01:54:11	03:22:54	03:37:15	05:17:05	07:25:42	09:11:02	10:53:28	12:00:03	12:49:47	<b>12:35:26</b>	<b>+4:04:15</b>
						01:54:11	01:28:42	00:14:21*	01:39:50	02:08:37	01:45:19	01:42:26	01:06:35	00:49:43	19,78 km/h	
263	367	<b>STOTZ Oliver</b>	GER	Weinbach	SEN MAS MEN	01:58:46	03:33:56	03:46:06	05:28:50	07:26:37	09:05:23	10:40:12	12:00:22	12:47:42	<b>12:35:33</b>	<b>+4:04:22</b>
						01:58:46	01:35:10	00:12:09*	01:42:43	01:57:47	01:38:45	01:34:48	01:20:10	00:47:19	19,77 km/h	
264	92	<b>SCHUMACHER Sven</b>	GER	Sven	MAS MEN	01:54:15	03:26:20	03:41:29	05:24:23	07:29:21	09:13:09	10:50:58	11:57:29	12:50:52	<b>12:35:43</b>	<b>+4:04:32</b>
						01:54:15	01:32:04	00:15:09*	01:42:53	02:04:58	01:43:47	01:37:48	01:06:31	00:53:22	19,77 km/h	





## Langdistanz Sonthofen - Sulden 252km 6.078hm

Wertung: Gesamt

Platz	SNr	Name	NAT	Team	Kategorie	ELMEN	IMST-EIN	IMST-AUS*	PILLER-H.	NAUDERS	ST. MARIA	UMBRIL	GOMAGOI	SULDEN	TOTAL**	Rückst.
265	190	RASSMANN Jens	GER	Schwäbisch Hall	MAS MEN	02:05:31	03:33:17	03:43:28	05:29:07	07:25:00	09:06:32	10:39:35	11:56:25	12:47:10	<b>12:37:00</b>	<b>+4:05:49</b>
						02:05:31	01:27:45	00:10:10*	01:45:39	01:55:52	01:41:31	01:33:03	01:16:49	00:50:44	19,74 km/h	
266	499	DRIESSEN Edwin	NED	Fiets Magazine	MAS MEN	02:01:49	03:30:50	03:48:40	05:24:45	07:24:43	09:06:42	10:42:14	12:08:41	12:55:17	<b>12:37:27</b>	<b>+4:06:16</b>
						02:01:49	01:29:00	00:17:50*	01:36:04	01:59:58	01:41:58	01:35:32	01:26:26	00:46:35	19,72 km/h	
267	216	HAHN Jörg	GER	TSV Hildrizhausen	SEN MAS MEN	01:54:53	03:21:51	03:33:59	05:08:17	07:13:24	09:00:18	10:45:01	11:54:27	12:49:49	<b>12:37:41</b>	<b>+4:06:30</b>
						01:54:53	01:26:58	00:12:08*	01:34:17	02:05:06	01:46:54	01:44:42	01:09:26	00:55:21	19,72 km/h	
268	54	SCHWITALLA Jens Peter	GER	Erlangen	MEN	02:02:58	03:30:14	03:48:18	05:25:28	07:30:12	09:12:16	10:42:50	12:04:39	12:56:11	<b>12:38:07</b>	<b>+4:06:56</b>
						02:02:58	01:27:15	00:18:04*	01:37:09	02:04:44	01:42:03	01:30:34	01:21:49	00:51:31	19,71 km/h	
269	282	BETZ Martin	GER	BonnCycling	MAS MEN	01:54:34	03:28:43	03:44:54	05:28:21	07:32:11	09:16:42	11:00:00	12:03:51	12:54:57	<b>12:38:47</b>	<b>+4:07:36</b>
						01:54:34	01:34:09	00:16:10*	01:43:27	02:03:49	01:44:31	01:43:17	01:03:51	00:51:05	19,69 km/h	
270	600	KIENZLE Burghard	GER	BOSCH eBike	MAS MEN	01:54:24	03:23:07	03:37:15	05:19:26	07:25:55	09:21:03	10:56:23	11:57:59	12:53:06	<b>12:38:59</b>	<b>+4:07:48</b>
						01:54:24	01:28:43	00:14:07*	01:42:11	02:06:29	01:55:07	01:35:19	01:01:36	00:55:06	19,68 km/h	
271	629	HAGMANS Arno	GER	Dortmund	SEN MAS MEN	02:02:08	03:37:43	03:50:12	05:33:12	07:37:30	09:20:16	10:53:29	12:00:54	12:51:28	<b>12:39:00</b>	<b>+4:07:49</b>
						02:02:08	01:35:35	00:12:28*	01:43:00	02:04:17	01:42:46	01:33:12	01:07:24	00:50:34	19,68 km/h	
272	328	REINSTADLER Ewald	ITA	TEAM ORTLER	MAS MEN	02:00:48	03:28:32	03:37:22	05:18:31	07:29:47	09:16:20	10:54:52	11:57:05	12:48:09	<b>12:39:20</b>	<b>+4:08:09</b>
						02:00:48	01:27:44	00:08:49*	01:41:09	02:11:15	01:46:33	01:38:32	01:02:12	00:51:04	19,68 km/h	
273	441	WESTEIN Erik	NED	Wageningen	MAS MEN	02:01:40	03:31:08	03:50:00	05:27:52	07:38:56	09:18:57	10:53:50	12:02:54	12:58:20	<b>12:39:28</b>	<b>+4:08:17</b>
						02:01:40	01:29:28	00:18:52*	01:37:51	02:11:03	01:40:00	01:34:53	01:09:03	00:55:25	19,67 km/h	
274	616	HRDINA Manuela	GER	Sonthofen	WOMEN	01:53:52	03:25:16	03:44:15	05:27:18	07:31:38	09:17:22	10:53:10	12:08:40	12:58:52	<b>12:39:53</b>	<b>+4:08:42</b>
						01:53:52	01:31:23	00:18:59*	01:43:02	02:04:19	01:45:43	01:35:48	01:15:29	00:50:11	19,66 km/h	
274	617	HRDINA Claus	GER	Sonthofen	SEN MAS MEN	01:53:53	03:25:16	03:44:16	05:27:20	07:31:39	09:17:25	10:53:12	12:08:42	12:58:53	<b>12:39:53</b>	<b>+4:08:42</b>
						01:53:53	01:31:22	00:19:00*	01:43:03	02:04:19	01:45:45	01:35:47	01:15:29	00:50:11	19,66 km/h	
276	628	HAGMANS Georg	GER	Dortmund	SEN MAS MEN	02:02:10	03:37:46	03:49:22	05:33:14	07:37:31	09:20:19	10:55:05	12:00:59	12:51:30	<b>12:39:54</b>	<b>+4:08:43</b>
						02:02:10	01:35:36	00:11:36*	01:43:51	02:04:17	01:42:47	01:34:46	01:05:54	00:50:30	19,66 km/h	





Platz	SNr	Name	NAT	Team	Kategorie	ELMEN	IMST-EIN	IMST-AUS*	PILLER-H.	NAUDERS	ST. MARIA	UMBRAIL	GOMAGOI	SULDEN	TOTAL**	Rückst.
277	442	DE GROOF Ad	NED	Groesbeek	MAS MEN	02:01:41	03:31:51	03:50:01	05:29:30	07:39:04	09:20:09	10:51:41	12:07:31	12:58:19	12:40:10	+4:08:59
						02:01:41	01:30:10	00:18:09*	01:39:29	02:09:33	01:41:04	01:31:32	01:15:50	00:50:47	19,65 km/h	
278	297	STAWOWY Zbig	POL	Berlin	SEN MAS MEN	01:54:41	03:27:50	03:38:45	05:20:06	07:24:46	09:10:35	10:50:41	11:59:36	12:51:43	12:40:48	+4:09:37
						01:54:41	01:33:09	00:10:55*	01:41:20	02:04:40	01:45:49	01:40:05	01:08:55	00:52:06	19,64 km/h	
279	215	DETHLEFS Jens-Lorenz	GER	Hornburg	SEN MAS MEN	01:54:15	03:21:51	03:30:38	05:10:04	07:14:13	08:57:59	10:47:11	11:56:03	12:49:43	12:40:57	+4:09:46
						01:54:15	01:27:36	00:08:46*	01:39:25	02:04:08	01:43:46	01:49:12	01:08:52	00:53:39	19,63 km/h	
279	245	RIEDEL Matthias	GER	Rottenbuch	MEN	01:53:18	03:19:06	03:29:33	05:09:13	07:18:32	09:09:10	10:49:09	11:58:39	12:51:24	12:40:57	+4:09:46
						01:53:18	01:25:47	00:10:27*	01:39:39	02:09:18	01:50:37	01:39:59	01:09:30	00:52:44	19,63 km/h	
281	385	ZEILMANN Stefan	GER	Team Icehousse e.V.	SEN MAS MEN	01:54:02	03:17:05	03:29:00	05:08:05	07:09:05	08:55:21	10:44:53	11:57:49	12:52:52	12:40:58	+4:09:47
						01:54:02	01:23:03	00:11:54*	01:39:05	02:01:00	01:46:16	01:49:31	01:12:56	00:55:03	19,63 km/h	
282	311	ZAULECK Max	GER	Stuttgart	MEN	01:57:25	03:31:41	03:42:45	05:26:54	07:33:43	09:16:28	10:48:49	12:10:36	12:52:24	12:41:21	+4:10:10
						01:57:25	01:34:16	00:11:03*	01:44:09	02:06:48	01:42:44	01:32:21	01:21:47	00:41:47	19,62 km/h	
283	206	KAM Laurent	GER	Sinzig	MEN	02:01:14	03:37:10	03:54:32	05:36:50	07:39:53	09:25:24	11:02:58	12:12:17	12:58:48	12:41:27	+4:10:16
						02:01:14	01:35:55	00:17:21*	01:42:18	02:03:02	01:45:30	01:37:33	01:09:18	00:46:31	19,62 km/h	
284	57	GÜTTE Dirk	GER	Erkelenz	MEN	01:49:03	03:10:47	03:28:04	05:13:01	07:37:44	09:17:54	10:59:55	12:07:56	12:59:42	12:42:25	+4:11:14
						01:49:03	01:21:43	00:17:17*	01:44:56	02:24:42	01:40:10	01:42:01	01:08:00	00:51:46	19,60 km/h	
285	594	STEGER Anton	GER	UIM DOI ROASA	MAS MEN	02:01:21	03:40:09	04:04:15	05:46:36	07:48:07	09:32:57	11:04:30	12:25:05	13:07:00	12:42:54	+4:11:43
						02:01:21	01:38:48	00:24:06*	01:42:20	02:01:30	01:44:49	01:31:33	01:20:35	00:41:54	19,58 km/h	
286	434	PRACZ Krystian	GER	-	MAS MEN	01:53:30	03:23:04	03:38:06	05:19:43	07:29:12	09:15:50	10:59:21	12:09:24	12:59:18	12:44:16	+4:13:05
						01:53:30	01:29:33	00:15:02*	01:41:36	02:09:29	01:46:37	01:43:31	01:10:02	00:49:54	19,55 km/h	
287	489	ENGELHARDT Martin	GER	TEAM ALPECIN 2014	MEN	01:58:06	03:29:16	03:46:21	05:34:47	07:40:04	09:23:54	11:11:18	12:12:04	13:01:43	12:44:38	+4:13:27
						01:58:06	01:31:09	00:17:05*	01:48:25	02:05:16	01:43:49	01:47:24	01:00:45	00:49:38	19,54 km/h	
288	446	METZE Andreas	GER	Metti	MEN	01:59:35	03:33:39	03:46:40	05:28:43	07:27:48	09:12:34	10:57:38	12:03:41	12:57:48	12:44:47	+4:13:36
						01:59:35	01:34:03	00:13:01*	01:42:02	01:59:04	01:44:46	01:45:04	01:06:02	00:54:06	19,53 km/h	





## Langdistanz Sonthofen - Sulden 252km 6.078hm

Wertung: Gesamt

Platz	SNr	Name	NAT	Team	Kategorie	ELMEN	IMST-EIN	IMST-AUS*	PILLER-H.	NAUDERS	ST. MARIA	UMBRAIL	GOMAGOI	SULDEN	TOTAL**	Rückst.
289	166	WISCHHUSEN Christian	GER	Vordorf	MAS MEN	01:54:15 01:54:15	03:24:29 01:30:14	03:35:28 00:10:58*	05:18:03 01:42:35	07:26:15 02:08:11	09:07:54 01:41:39	10:53:58 01:46:04	12:02:22 01:08:23	12:55:55 00:53:32	<b>12:44:57</b> 19,53 km/h	<b>+4:13:46</b>
290	539	WALZ Karl-Otto	GER	Club TdC	SEN MAS MEN	01:53:29 01:53:29	03:24:01 01:30:32	03:38:07 00:14:05*	05:20:21 01:42:14	07:29:11 02:08:50	09:15:57 01:46:46	10:59:27 01:43:29	12:09:28 01:10:00	12:59:18 00:49:50	<b>12:45:13</b> 19,52 km/h	<b>+4:14:02</b>
291	371	WÖHLKENS Jens	GER	Radteam Bargstedt Harsefeld	MAS MEN	01:54:30 01:54:30	03:21:34 01:27:03	03:31:21 00:09:47*	05:13:05 01:41:43	07:15:19 02:02:14	08:59:32 01:44:12	10:58:52 01:59:19	12:05:02 01:06:09	12:55:25 00:50:23	<b>12:45:38</b> 19,51 km/h	<b>+4:14:27</b>
292	484	JUPE Miriam	GER	TEAM ALPECIN 2014	WOMEN	01:58:17 01:58:17	03:31:01 01:32:43	03:45:22 00:14:20*	05:34:44 01:49:21	07:40:01 02:05:17	09:23:48 01:43:47	11:03:24 01:39:35	12:09:39 01:06:14	13:00:29 00:50:50	<b>12:46:09</b> 19,50 km/h	<b>+4:14:58</b>
293	631	ALCOCK Darren	GBR	Trunkelsberg	MEN	02:01:35 02:01:35	03:30:09 01:28:34	03:37:13 00:07:03*	05:29:59 01:52:46	07:43:37 02:13:37	09:27:54 01:44:17	11:01:11 01:33:16	12:05:54 01:04:43	12:53:23 00:47:28	<b>12:46:20</b> 19,50 km/h	<b>+4:15:09</b>
294	386	BARGETZI Annemarie	SUI	RMC Appenzell	WOMEN	01:57:53 01:57:53	03:32:31 01:34:38	03:48:53 00:16:21*	05:35:42 01:46:49	07:42:37 02:06:54	09:25:16 01:42:38	11:11:06 01:45:49	12:15:13 01:04:07	13:03:06 00:47:53	<b>12:46:45</b> 19,48 km/h	<b>+4:15:34</b>
295	303	LEUE Burghard	GER	Breese	SEN MAS MEN	01:54:18 01:54:18	03:18:48 01:24:29	03:39:19 00:20:31*	05:22:08 01:42:48	07:28:24 02:06:16	09:16:39 01:48:14	10:56:49 01:40:09	12:16:15 01:19:26	13:08:11 00:51:55	<b>12:47:40</b> 19,46 km/h	<b>+4:16:29</b>
296	463	LEHMANN Bernd	GER	Sportfreunde Uecker	MAS MEN	01:53:34 01:53:34	03:20:56 01:27:21	03:42:55 00:21:58*	05:40:36 01:57:41	07:56:02 02:15:25	09:43:30 01:47:28	11:19:29 01:35:58	12:25:03 01:05:34	13:10:15 00:45:11	<b>12:48:17</b> 19,45 km/h	<b>+4:17:06</b>
297	333	MALORNY Daniel	GER	Hasloh	MEN	01:47:18 01:47:18	03:16:24 01:29:05	03:30:23 00:13:59*	05:16:44 01:46:20	07:32:25 02:15:41	09:19:48 01:47:22	11:02:25 01:42:37	12:13:43 01:11:18	13:04:45 00:51:01	<b>12:50:46</b> 19,38 km/h	<b>+4:19:35</b>
298	359	OBERHOFER Felix	GER	Stuttgart	MEN	01:53:12 01:53:12	03:18:58 01:25:46	03:27:23 00:08:24*	05:21:13 01:53:49	07:32:23 02:11:10	09:22:59 01:50:36	11:04:35 01:41:35	12:09:01 01:04:26	12:59:12 00:50:11	<b>12:50:48</b> 19,38 km/h	<b>+4:19:37</b>
299	74	RICHERS Simon	GER	Mission Unbreakable	MEN	01:55:37 01:55:37	03:34:15 01:38:38	03:57:23 00:23:08*	05:38:54 01:41:30	07:51:05 02:12:11	09:32:07 01:41:01	11:11:13 01:39:06	12:21:20 01:10:06	13:14:21 00:53:01	<b>12:51:13</b> 19,37 km/h	<b>+4:20:02</b>
300	202	MÜHLMANN Thomas	GER	Forchheim	SEN MAS MEN	01:54:08 01:54:08	03:26:34 01:32:26	03:45:47 00:19:12*	05:28:12 01:42:24	07:41:43 02:13:31	09:34:59 01:53:15	11:09:10 01:34:10	12:17:00 01:07:50	13:12:15 00:55:15	<b>12:53:03</b> 19,33 km/h	<b>+4:21:52</b>





Platz	SNr	Name	NAT	Team	Kategorie	ELMEN	IMST-EIN	IMST-AUS*	PILLER-H.	NAUDERS	ST. MARIA	UMBRAIL	GOMAGOI	SULDEN	TOTAL**	Rückst.
301	230	LIDÖ Johan	SWE	Team Canyon Sweden	MAS MEN	01:42:59 01:42:59	03:02:46 01:19:47	03:11:54 00:09:07*	04:50:40 01:38:46	06:58:55 02:08:14	09:02:14 02:03:18	10:48:59 01:46:45	12:07:45 01:18:45	13:02:13 00:54:27	<b>12:53:06</b> 19,32 km/h	<b>+4:21:55</b>
302	161	KRAUTMANN Thomas	GER	Augsburg	MAS MEN	01:56:12 01:56:12	03:29:30 01:33:17	03:43:18 00:13:47*	05:29:18 01:46:00	07:41:59 02:12:41	09:22:37 01:40:37	10:59:53 01:37:16	12:15:00 01:15:06	13:06:59 00:51:59	<b>12:53:12</b> 19,32 km/h	<b>+4:22:01</b>
303	641	BURKHARDT Thomas	GER	Weissach	MAS MEN	01:54:12 01:54:12	03:21:25 01:27:13	03:33:29 00:12:04*	05:16:52 01:43:22	07:33:23 02:16:31	09:27:28 01:54:04	11:02:05 01:34:36	12:12:19 01:10:13	13:05:46 00:53:26	<b>12:53:42</b> 19,31 km/h	<b>+4:22:31</b>
304	514	MALTEN-STECKER Dörte	GER	Mauritz Race Team	WOMEN	02:00:45 02:00:45	03:36:40 01:35:55	03:48:39 00:11:58*	05:33:56 01:45:16	07:38:22 02:04:25	09:21:58 01:43:36	11:09:50 01:47:51	12:15:00 01:05:10	13:05:42 00:50:42	<b>12:53:44</b> 19,31 km/h	<b>+4:22:33</b>
305	609	RICHTER Hendrik	GER	Glashütte	MEN	02:05:03 02:05:03	03:38:05 01:33:02	03:56:08 00:18:02*	05:42:10 01:46:02	07:49:22 02:07:12	09:37:27 01:48:04	11:13:50 01:36:23	12:23:55 01:10:04	13:12:20 00:48:24	<b>12:54:18</b> 19,29 km/h	<b>+4:23:07</b>
306	312	KULZER Thomas	GER	Worms	SEN MAS MEN	01:56:32 01:56:32	03:27:32 01:31:00	03:43:53 00:16:20*	05:24:34 01:40:41	07:27:08 02:02:33	09:18:36 01:51:28	10:54:53 01:36:16	12:21:12 01:26:19	13:10:48 00:49:35	<b>12:54:28</b> 19,29 km/h	<b>+4:23:17</b>
307	239	NEUBERT Markus	GER	Outdoorschule Nenana	MAS MEN	01:53:48 01:53:48	03:23:27 01:29:38	03:30:26 00:06:59*	05:13:26 01:42:59	07:22:21 02:08:55	09:09:11 01:46:49	10:52:25 01:43:14	12:04:41 01:12:15	13:02:07 00:57:25	<b>12:55:08</b> 19,27 km/h	<b>+4:23:57</b>
308	257	SELZER Ralf	GER	TEAM ALPECIN ALLSTARS	MAS MEN	01:54:52 01:54:52	03:24:42 01:29:49	03:31:49 00:07:07*	05:19:13 01:47:23	07:42:17 02:23:03	09:23:47 01:41:30	11:00:32 01:36:44	12:07:24 01:06:52	13:02:27 00:55:03	<b>12:55:20</b> 19,27 km/h	<b>+4:24:09</b>
309	475	KÜHNAPFEL Jörg	GER	All Mountains Wiesbaden	MAS MEN	01:59:30 01:59:30	03:31:04 01:31:34	03:48:54 00:17:49*	05:32:06 01:43:12	07:32:16 02:00:10	09:23:48 01:51:32	11:10:11 01:46:22	12:21:03 01:10:52	13:14:08 00:53:04	<b>12:56:19</b> 19,24 km/h	<b>+4:25:08</b>
310	337	BACHER Jens	GER	Frankfurt	MAS MEN	01:59:11 01:59:11	03:31:42 01:32:31	03:42:48 00:11:05*	05:25:07 01:42:19	07:33:41 02:08:34	09:22:32 01:48:50	11:03:05 01:40:33	12:18:03 01:14:58	13:07:50 00:49:46	<b>12:56:45</b> 19,23 km/h	<b>+4:25:34</b>
311	301	CLASSEN Daniel	GER	Stuttgart	MAS MEN	01:59:35 01:59:35	03:31:45 01:32:10	03:42:48 00:11:02*	05:27:24 01:44:36	07:33:47 02:06:23	09:21:05 01:47:18	11:07:34 01:46:28	12:18:04 01:10:30	13:08:27 00:50:23	<b>12:57:25</b> 19,22 km/h	<b>+4:26:14</b>
312	619	SCHWALBE Jörg	GER	Allmountains Wiesbaden	MAS MEN	01:57:58 01:57:58	03:32:13 01:34:14	03:48:53 00:16:40*	05:32:08 01:43:15	07:32:18 02:00:09	09:24:31 01:52:13	11:10:12 01:45:41	12:21:04 01:10:51	13:14:08 00:53:04	<b>12:57:28</b> 19,22 km/h	<b>+4:26:17</b>

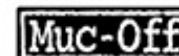




Platz	SNr	Name	NAT	Team	Kategorie	ELMEN	IMST-EIN	IMST-AUS*	PILLER-H.	NAUDERS	ST. MARIA	UMBRAIL	GOMAGOI	SULDEN	TOTAL**	Rückst.
313	277	SCHÄFERS Heinz-Josef	GER	RSC Hochsauerland	MAS MEN	01:53:47 01:53:47	03:24:20 01:30:33	03:45:11 00:20:50*	05:28:35 01:43:23	07:38:19 02:09:43	09:27:52 01:49:33	11:16:13 01:48:20	12:21:14 01:05:01	13:18:26 00:57:11	<b>12:57:36</b> 19,21 km/h	<b>+4:26:25</b>
314	622	V. MOLLARD Andreas	GER	Krummesse	MAS MEN	01:53:17 01:53:17	03:22:59 01:29:42	03:37:55 00:14:56*	05:17:21 01:39:26	07:36:40 02:19:19	09:39:39 02:02:58	11:18:05 01:38:26	12:29:41 01:11:36	13:12:35 00:42:53	<b>12:57:39</b> 19,21 km/h	<b>+4:26:28</b>
315	351	MERIE Christophe	FRA	Vitrac	SEN MAS MEN	02:02:10 02:02:10	03:30:19 01:28:09	03:42:07 00:11:47*	05:24:41 01:42:33	07:40:05 02:15:24	09:33:09 01:53:03	11:01:03 01:27:53	12:14:50 01:13:47	13:10:37 00:55:46	<b>12:58:50</b> 19,18 km/h	<b>+4:27:39</b>
316	113	LÜDER Michael	GER	RadSpassClub RSC LüDahl	MAS MEN	01:48:56 01:48:56	03:19:54 01:30:57	03:30:32 00:10:38*	05:10:33 01:40:00	07:32:30 02:21:57	09:17:34 01:45:03	11:06:15 01:48:41	12:15:09 01:08:53	13:09:59 00:54:50	<b>12:59:21</b> 19,17 km/h	<b>+4:28:10</b>
317	397	SCHWARZ Norbert	GER	Schwabach	MAS MEN	02:02:04 02:02:04	03:29:45 01:27:40	03:45:51 00:16:06*	05:32:38 01:46:47	07:38:29 02:05:51	09:25:43 01:47:13	11:16:06 01:50:23	12:23:15 01:07:09	13:17:27 00:54:11	<b>13:01:21</b> 19,12 km/h	<b>+4:30:10</b>
318	399	KESSLER Gernot	GER	Sargenroth	MAS MEN	01:54:08 01:54:08	03:27:05 01:32:57	03:37:08 00:10:02*	05:19:47 01:42:38	07:23:20 02:03:33	09:11:54 01:48:34	10:58:56 01:47:02	12:19:26 01:20:29	13:11:34 00:52:08	<b>13:01:32</b> 19,12 km/h	<b>+4:30:21</b>
319	134	REDANTE Detlef	GER	CD Speedwagons	MAS MEN	01:59:20 01:59:20	03:26:31 01:27:11	03:41:32 00:15:00*	05:33:48 01:52:15	07:41:22 02:07:34	09:20:28 01:39:05	11:16:11 01:55:42	12:23:47 01:07:36	13:16:34 00:52:46	<b>13:01:34</b> 19,12 km/h	<b>+4:30:23</b>
320	258	MIGGITSCH Manfred	AUT	Niro 1	SEN MAS MEN	02:01:55 02:01:55	03:36:30 01:34:35	03:53:28 00:16:58*	05:38:31 01:45:02	07:41:45 02:03:14	09:30:50 01:49:05	11:15:08 01:44:17	12:24:01 01:08:53	13:19:30 00:55:28	<b>13:02:32</b> 19,09 km/h	<b>+4:31:21</b>
321	83	KREUTZER Rainer	GER	Solingen	SEN MAS MEN	02:02:17 02:02:17	03:43:02 01:40:44	03:57:55 00:14:52*	05:49:39 01:51:44	07:57:27 02:07:47	09:38:56 01:41:29	11:16:19 01:37:22	12:20:22 01:04:03	13:17:27 00:57:04	<b>13:02:35</b> 19,09 km/h	<b>+4:31:24</b>
322	274	GUGENBERGER Martin	GER	TSV Hawaii Gerbrunn	MEN	01:54:34 01:54:34	03:38:43 01:44:09	04:00:33 00:21:49*	05:44:45 01:44:11	07:59:49 02:15:03	09:47:30 01:47:41	11:21:36 01:34:05	12:32:58 01:11:22	13:24:38 00:51:39	<b>13:02:49</b> 19,08 km/h	<b>+4:31:38</b>
323	589	SCHINDELE Harald	GER	Auffi&Abi	MAS MEN	02:10:41 02:10:41	03:45:05 01:34:23	03:58:42 00:13:36*	05:45:21 01:46:39	07:50:17 02:04:55	09:32:13 01:41:56	11:12:29 01:40:15	12:21:51 01:09:22	13:16:26 00:54:34	<b>13:02:50</b> 19,08 km/h	<b>+4:31:39</b>
324	243	SEIDEL Ulrich	GER	Brachtal	MAS MEN	01:53:48 01:53:48	03:25:17 01:31:29	03:39:45 00:14:28*	05:20:59 01:41:13	07:43:39 02:22:40	09:40:01 01:56:21	11:06:45 01:26:44	12:25:45 01:18:59	13:17:40 00:51:54	<b>13:03:12</b> 19,08 km/h	<b>+4:32:01</b>

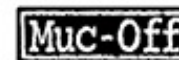


Platz	SNr	Name	NAT	Team	Kategorie	ELMEN	IMST-EIN	IMST-AUS*	PILLER-H.	NAUDERS	ST. MARIA	UMBRIL	GOMAGOI	SULDEN	TOTAL**	Rückst.
325	528	<b>ERNST Alexander</b>	GER	Salzabiker e.V.	MAS MEN	02:02:59	03:39:16	03:52:04	05:41:17	07:45:18	09:28:15	11:10:19	12:20:20	13:16:11	<b>13:03:23</b>	<b>+4:32:12</b>
						02:02:59	01:36:16	00:12:48*	01:49:13	02:04:00	01:42:56	01:42:03	01:10:01	00:55:51	19,07 km/h	
326	344	<b>LEONE Gregor</b>	GER	Frankfurt	MEN	01:53:46	03:23:49	03:44:26	05:32:05	07:42:17	09:39:17	11:27:26	12:30:04	13:24:03	<b>13:03:26</b>	<b>+4:32:15</b>
						01:53:46	01:30:02	00:20:37*	01:47:38	02:10:11	01:57:00	01:48:08	01:02:38	00:53:58	19,07 km/h	
327	8	<b>PLOEM Reiner</b>	GER	Craft and Friends	MAS MEN	01:54:34	03:26:01	03:37:40	05:21:26	07:37:48	09:30:43	11:22:19	12:20:04	13:16:44	<b>13:05:06</b>	<b>+4:33:55</b>
						01:54:34	01:31:27	00:11:38*	01:43:46	02:16:22	01:52:55	01:51:35	00:57:45	00:56:39	19,03 km/h	
328	188	<b>AMENT Markus</b>	GER	Bretten	MAS MEN	01:54:47	03:31:11	03:45:58	05:32:26	07:43:02	09:32:17	11:17:51	12:25:05	13:20:07	<b>13:05:20</b>	<b>+4:34:09</b>
						01:54:47	01:36:23	00:14:47*	01:46:27	02:10:36	01:49:15	01:45:34	01:07:13	00:55:02	19,02 km/h	
329	527	<b>PHILIPP Barbara</b>	GER	TV Immenstadt	WOMEN	01:54:39	03:31:10	03:42:15	05:31:51	07:39:10	09:22:38	11:13:08	12:20:55	13:16:29	<b>13:05:25</b>	<b>+4:34:14</b>
						01:54:39	01:36:31	00:11:04*	01:49:36	02:07:18	01:43:27	01:50:30	01:07:46	00:55:34	19,02 km/h	
330	140	<b>BERNS-MÜLLER Norbert</b>	GER	Hansa	MAS MEN	01:53:21	03:22:00	03:32:31	05:20:26	07:30:34	09:18:54	11:04:21	12:11:22	13:15:59	<b>13:05:28</b>	<b>+4:34:17</b>
						01:53:21	01:28:39	00:10:31*	01:47:54	02:10:07	01:48:20	01:45:27	01:07:01	01:04:37	19,02 km/h	
331	502	<b>JOOS Wolfgang</b>	GER	Amtzell	MAS MEN	01:53:37	03:27:41	03:45:50	05:35:27	07:41:52	09:29:21	11:22:09	12:26:08	13:23:42	<b>13:05:34</b>	<b>+4:34:23</b>
						01:53:37	01:34:04	00:18:08*	01:49:36	02:06:25	01:47:29	01:52:48	01:03:58	00:57:34	19,02 km/h	
332	623	<b>SEMMLER Michael</b>	GER	Lübeck	MAS MEN	01:53:17	03:23:31	03:37:56	05:17:19	07:36:36	09:37:45	11:16:11	12:33:26	13:21:14	<b>13:06:49</b>	<b>+4:35:38</b>
						01:53:17	01:30:13	00:14:25*	01:39:22	02:19:16	02:01:09	01:38:25	01:17:15	00:47:48	18,99 km/h	
333	267	<b>SPIEGEL Michael</b>	AUT	Grafrath	MAS MEN	02:01:19	03:47:56	03:55:38	05:43:50	07:47:28	09:30:33	11:04:33	12:18:55	13:16:26	<b>13:08:44</b>	<b>+4:37:33</b>
						02:01:19	01:46:37	00:07:42*	01:48:11	02:03:38	01:43:05	01:33:59	01:14:22	00:57:31	18,94 km/h	
334	59	<b>NIKKINEN Marko</b>	FIN	Kuopio	MAS MEN	02:01:24	03:38:19	03:53:04	05:38:21	07:45:50	09:45:21	11:18:38	12:33:32	13:24:07	<b>13:09:22</b>	<b>+4:38:11</b>
						02:01:24	01:36:54	00:14:45*	01:45:16	02:07:29	01:59:30	01:33:17	01:14:54	00:50:35	18,93 km/h	
335	624	<b>HERBST Gilles</b>	GER	Lübeck	MAS MEN	01:53:17	03:22:59	03:37:56	05:17:42	07:36:40	09:39:51	11:26:26	12:33:26	13:24:33	<b>13:09:37</b>	<b>+4:38:26</b>
						01:53:17	01:29:41	00:14:56*	01:39:45	02:18:57	02:03:11	01:46:35	01:06:59	00:51:07	18,92 km/h	
336	330	<b>BÜCHNER Lars</b>	GER	Physio-Büchner	MEN	01:54:12	03:16:57	03:28:10	05:12:58	07:19:45	09:12:17	11:04:48	12:16:39	13:23:07	<b>13:11:54</b>	<b>+4:40:43</b>
						01:54:12	01:22:45	00:11:13*	01:44:47	02:06:46	01:52:31	01:52:31	01:11:51	01:06:27	18,87 km/h	





Platz	SNr	Name	NAT	Team	Kategorie	ELMEN	IMST-EIN	IMST-AUS*	PILLER-H.	NAUDERS	ST. MARIA	UMBRAIL	GOMAGOI	SULDEN	TOTAL**	Rückst.
337	164	<b>STÖCKL Michael</b>	GER	Pohlheim	MEN	01:53:57	03:18:42	03:35:14	05:19:34	07:26:13	09:16:55	11:09:50	12:32:44	13:30:07	<b>13:13:36</b>	<b>+4:42:25</b>
						01:53:57	01:24:45	00:16:31*	01:44:20	02:06:38	01:50:41	01:52:55	01:22:53	00:57:22	18,83 km/h	
337	449	<b>WÄCHTER Michael</b>	GER	Oberschleißheim	MAS MEN	02:06:02	03:42:46	04:01:58	05:44:39	07:57:35	09:40:41	11:24:50	12:38:42	13:32:47	<b>13:13:36</b>	<b>+4:42:25</b>
						02:06:02	01:36:44	00:19:11*	01:42:41	02:12:55	01:43:06	01:44:08	01:13:52	00:54:05	18,83 km/h	
339	363	<b>STIENEMANN Michael</b>	GER	Marathon Steinfurt	SEN MAS MEN	01:55:21	03:22:55	03:41:20	05:15:38	07:30:41	09:20:34	11:13:33	12:32:50	13:32:45	<b>13:14:21</b>	<b>+4:43:10</b>
						01:55:21	01:27:33	00:18:24*	01:34:18	02:15:02	01:49:53	01:52:58	01:19:16	00:59:55	18,81 km/h	
340	80	<b>GLOGER Christian</b>	GER	Challenge 2014	SEN MAS MEN	01:53:41	03:32:00	03:54:43	05:46:21	07:56:32	09:41:23	11:26:39	12:44:19	13:37:34	<b>13:14:51</b>	<b>+4:43:40</b>
						01:53:41	01:38:18	00:22:43*	01:51:37	02:10:11	01:44:50	01:45:16	01:17:40	00:53:14	18,80 km/h	
341	493	<b>ARBESMANN Bernd</b>	GER	Giessen	MAS MEN	02:02:07	03:41:18	04:02:31	05:55:27	08:08:03	09:48:23	11:31:31	12:46:24	13:36:10	<b>13:14:58</b>	<b>+4:43:47</b>
						02:02:07	01:39:11	00:21:12*	01:52:55	02:12:35	01:40:20	01:43:07	01:14:53	00:49:45	18,79 km/h	
342	614	<b>DEN ENGELSE Peter</b>	NED	Rotterdam	SEN MAS MEN	01:54:46	03:26:42	03:37:45	05:23:16	07:36:39	09:21:32	11:17:22	12:28:20	13:26:18	<b>13:15:16</b>	<b>+4:44:05</b>
						01:54:46	01:31:55	00:11:02*	01:45:31	02:13:22	01:44:53	01:55:50	01:10:57	00:57:58	18,79 km/h	
343	531	<b>TESCHNER Christoph Andreas</b>	GER	Altdorf	SEN MAS MEN	02:01:58	03:40:17	03:48:39	05:35:25	07:46:02	09:33:18	11:18:05	12:28:09	13:24:14	<b>13:15:53</b>	<b>+4:44:42</b>
						02:01:58	01:38:19	00:08:21*	01:46:46	02:10:36	01:47:16	01:44:47	01:10:03	00:56:05	18,77 km/h	
344	308	<b>LEITNER Hermann</b>	ITA	LC Bozen	SEN MAS MEN	01:57:18	03:30:41	03:43:52	05:34:38	07:50:35	09:39:34	11:23:15	12:34:13	13:29:23	<b>13:16:13</b>	<b>+4:45:02</b>
						01:57:18	01:33:23	00:13:10*	01:50:46	02:15:56	01:48:59	01:43:41	01:10:58	00:55:09	18,76 km/h	
345	152	<b>SCHRIEVER Henning</b>	GER	Oldenburg	MAS MEN	01:54:07	03:21:58	03:35:27	05:23:05	07:35:04	09:21:58	11:16:31	12:25:57	13:30:04	<b>13:16:36</b>	<b>+4:45:25</b>
						01:54:07	01:27:50	00:13:28*	01:47:38	02:11:59	01:46:53	01:54:33	01:09:26	01:04:06	18,75 km/h	
346	362	<b>GÜNSTER Peter</b>	GER	Marathon Steinfurt	SEN MAS MEN	01:55:21	03:26:15	03:41:20	05:22:05	07:34:48	09:32:38	11:22:57	12:32:55	13:32:44	<b>13:17:40</b>	<b>+4:46:29</b>
						01:55:21	01:30:54	00:15:04*	01:40:44	02:12:43	01:57:50	01:50:18	01:09:58	00:59:48	18,73 km/h	
347	132	<b>FRANGENBERG Heribert</b>	GER	Lindlar	SEN MAS MEN	02:02:16	03:43:02	03:57:55	05:49:48	07:57:29	09:38:58	11:23:51	12:39:10	13:32:59	<b>13:18:07</b>	<b>+4:46:56</b>
						02:02:16	01:40:46	00:14:52*	01:51:53	02:07:40	01:41:29	01:44:52	01:15:19	00:53:48	18,72 km/h	
348	564	<b>LANG Marco</b>	GER	GSV MAICHINGEN	MEN	02:02:33	03:37:10	03:50:21	05:37:53	07:42:38	09:27:00	11:19:27	12:29:04	13:31:45	<b>13:18:35</b>	<b>+4:47:24</b>
						02:02:33	01:34:37	00:13:10*	01:47:31	02:04:45	01:44:21	01:52:27	01:09:36	01:02:41	18,71 km/h	





## Langdistanz Sonthofen - Sulden 252km 6.078hm

Wertung: Gesamt

Platz	SNr	Name	NAT	Team	Kategorie	ELMEN	IMST-EIN	IMST-AUS*	PILLER-H.	NAUDERS	ST. MARIA	UMBRIL	GOMAGOI	SULDEN	TOTAL**	Rückst.
349	7	THOMAS Richard	GER	Bad Tölz	MAS MEN	01:54:49	03:28:32	03:38:04	05:26:47	07:32:22	09:27:11	11:23:57	12:29:31	13:28:40	13:19:08	+4:47:57
						01:54:49	01:33:42	00:09:32*	01:48:42	02:05:35	01:54:49	01:56:45	01:05:34	00:59:08	18,70 km/h	
350	639	SCHÖNFELD Manuel	GER	Winnenden	MEN	02:01:46	03:40:12	03:53:05	05:44:55	07:58:46	09:45:13	11:37:12	12:38:08	13:32:13	13:19:20	+4:48:09
						02:01:46	01:38:25	00:12:53*	01:51:49	02:13:51	01:46:26	01:51:58	01:00:56	00:54:05	18,69 km/h	
351	224	HECHENLEITNER Paul	AUT	Wattens	SEN MAS MEN	02:01:57	03:38:57	03:57:24	05:53:15	08:07:25	09:46:22	11:39:29	12:45:04	13:39:02	13:20:36	+4:49:25
						02:01:57	01:37:00	00:18:26*	01:55:50	02:14:10	01:38:56	01:53:07	01:05:35	00:53:58	18,66 km/h	
352	396	WALDMANN Jörg	GER	München	MAS MEN	01:53:45	03:16:12	03:28:28	05:16:30	07:25:23	09:22:25	11:25:44	12:27:44	13:33:31	13:21:15	+4:50:04
						01:53:45	01:22:27	00:12:16*	01:48:01	02:08:53	01:57:02	02:03:18	01:02:00	01:05:47	18,65 km/h	
353	518	BOTT Karsten	GER	Hanau	MAS MEN	01:54:42	03:28:42	03:41:51	05:29:29	07:39:17	09:25:12	11:23:39	12:36:04	13:34:39	13:21:30	+4:50:19
						01:54:42	01:34:00	00:13:09*	01:47:37	02:09:47	01:45:55	01:58:27	01:12:25	00:58:34	18,64 km/h	
354	2	WALZ Alexander	GER	Team RoadBIKE	MAS MEN	01:57:50	03:38:33	03:52:46	05:42:59	07:54:12	09:41:00	11:28:53	12:38:43	13:38:27	13:24:15	+4:53:04
						01:57:50	01:40:43	00:14:12*	01:50:12	02:11:13	01:46:48	01:47:52	01:09:50	00:59:43	18,58 km/h	
355	98	KARGER Thomas	GER	Tria-Vöhrum	SEN MAS MEN	01:57:29	03:34:24	03:52:12	05:43:13	07:50:57	09:35:13	11:24:40	12:28:57	13:42:04	13:24:16	+4:53:05
						01:57:29	01:36:54	00:17:48*	01:51:00	02:07:43	01:44:15	01:49:27	01:04:16	01:13:06	18,58 km/h	
356	167	DASCHKOWSKI Klaus	GER	Tri.-Team Vöhrum	SEN MAS MEN	01:57:30	03:34:43	03:52:13	05:43:14	07:50:58	09:35:13	11:24:06	12:30:04	13:42:05	13:24:35	+4:53:24
						01:57:30	01:37:12	00:17:30*	01:51:00	02:07:43	01:44:15	01:48:53	01:05:57	01:12:01	18,57 km/h	
357	353	ROEING Frank	GER	Team VINCI Schwerte	SEN MAS MEN	01:48:38	03:14:47	03:28:02	05:08:24	07:16:31	09:17:09	11:16:35	12:28:48	13:38:54	13:25:40	+4:54:29
						01:48:38	01:26:09	00:13:14*	01:40:22	02:08:06	02:00:38	01:59:25	01:12:13	01:10:06	18,54 km/h	
358	578	RISSLING Andreas	GER	Champions Training	SEN MAS MEN	02:01:44	03:36:39	03:59:48	05:48:33	08:00:59	09:44:18	11:36:50	12:48:07	13:49:18	13:26:09	+4:54:58
						02:01:44	01:34:55	00:23:09*	01:48:45	02:12:25	01:43:19	01:52:32	01:11:16	01:01:11	18,53 km/h	
359	88	SCHNEIDER Christoph	GER	RSC Dietzenbach	SEN MAS MEN	01:44:13	03:12:34	03:26:47	05:18:06	07:40:40	09:26:05	11:24:52	12:37:05	13:42:19	13:28:07	+4:56:56
						01:44:13	01:28:21	00:14:12*	01:51:19	02:22:33	01:45:25	01:58:47	01:12:12	01:05:14	18,49 km/h	
360	515	HAGELWEIDE Jörg	GER	Mauritz Race Team	SEN MAS MEN	02:01:42	03:36:36	03:48:37	05:42:08	07:56:12	09:45:16	11:41:08	12:46:24	13:40:55	13:28:54	+4:57:43
						02:01:42	01:34:54	00:12:01*	01:53:30	02:14:03	01:49:04	01:55:51	01:05:16	00:54:31	18,47 km/h	





Platz	SNr	Name	NAT	Team	Kategorie	ELMEN	IMST-EIN	IMST-AUS*	PILLER-H.	NAUDERS	ST. MARIA	UMBRIL	GOMAGOI	SULDEN	TOTAL**	Rückst.
361	255	SCHIBICH Sonja	AUT	RC sunpor St.Pölten	WOMEN	02:01:39	03:38:28	03:53:07	05:41:16	07:47:00	09:33:01	11:24:45	12:39:49	13:44:02	<b>13:29:24</b>	<b>+4:58:13</b>
						02:01:39	01:36:49	00:14:38*	01:48:09	02:05:44	01:46:00	01:51:44	01:15:03	01:04:12	18,46 km/h	
362	53	BAUM Norman	GER	TU-SPORTS	MEN	01:53:36	03:22:10	03:32:58	05:26:32	07:34:59	09:34:32	11:27:02	12:43:48	13:40:23	<b>13:29:35</b>	<b>+4:58:24</b>
						01:53:36	01:28:33	00:10:48*	01:53:33	02:08:27	01:59:33	01:52:29	01:16:45	00:56:35	18,45 km/h	
363	627	BILLINGTON Michael	ENG	Uzwil	MAS MEN	01:54:33	03:31:43	03:43:13	05:34:28	07:50:23	09:48:35	11:35:06	12:45:55	13:41:11	<b>13:29:42</b>	<b>+4:58:31</b>
						01:54:33	01:37:10	00:11:29*	01:51:14	02:15:55	01:58:12	01:46:30	01:10:49	00:55:15	18,45 km/h	
364	375	SCHLEGEL Peter	GER	TSV Neuhausen	MAS MEN	02:02:01	03:43:24	03:53:35	05:53:05	07:58:23	09:49:45	11:32:14	12:45:29	13:41:21	<b>13:31:10</b>	<b>+4:59:59</b>
						02:02:01	01:41:22	00:10:11*	01:59:29	02:05:17	01:51:21	01:42:28	01:13:15	00:55:52	18,42 km/h	
365	377	THEILER Thomas	GER	Wolfschlugen	MAS MEN	02:02:02	03:43:25	03:53:35	05:53:04	07:58:23	09:49:42	11:30:52	12:45:27	13:41:21	<b>13:31:11</b>	<b>+5:00:00</b>
						02:02:02	01:41:23	00:10:10*	01:59:29	02:05:18	01:51:19	01:41:10	01:14:34	00:55:54	18,42 km/h	
366	401	ENDRICH Nils	GER	Frankfurt	MEN	01:55:00	03:23:56	03:32:52	05:18:56	07:38:26	09:29:44	11:23:03	12:40:21	13:41:40	<b>13:32:45</b>	<b>+5:01:34</b>
						01:55:00	01:28:56	00:08:55*	01:46:04	02:19:30	01:51:17	01:53:18	01:17:17	01:01:19	18,38 km/h	
367	496	VOGEL Joachim	GER	Böblingen	MAS MEN	01:57:52	03:38:02	03:45:41	05:39:10	07:47:14	09:33:37	11:27:44	12:35:53	13:40:57	<b>13:33:19</b>	<b>+5:02:08</b>
						01:57:52	01:40:10	00:07:38*	01:53:28	02:08:03	01:46:23	01:54:06	01:08:09	01:05:03	18,37 km/h	
368	341	STEINER Karl	AUT	RC Türkenbrunnen	MEN	01:53:57	03:30:51	03:44:30	05:35:23	07:53:50	09:51:42	11:42:25	12:51:13	13:47:48	<b>13:34:09</b>	<b>+5:02:58</b>
						01:53:57	01:36:54	00:13:39*	01:50:52	02:18:26	01:57:52	01:50:42	01:08:47	00:56:35	18,35 km/h	
369	533	SCHUMANN Frank	GER	Marktheidenfeld	MEN	01:57:57	03:44:16	03:57:29	05:44:12	07:52:36	09:41:26	11:20:01	12:46:44	13:47:25	<b>13:34:12</b>	<b>+5:03:01</b>
						01:57:57	01:46:19	00:13:13*	01:46:42	02:08:24	01:48:50	01:38:34	01:26:43	01:00:40	18,35 km/h	
370	183	MELCHER Ralph	GER	Gerbrunn	MAS MEN	01:56:40	03:37:05	03:54:36	05:43:49	07:53:00	09:37:55	11:32:53	12:54:33	13:54:33	<b>13:37:02</b>	<b>+5:05:51</b>
						01:56:40	01:40:25	00:17:31*	01:49:13	02:09:10	01:44:55	01:54:57	01:21:39	01:00:00	18,29 km/h	
371	247	HELLMANN Wolfgang	GER	Baden-Baden	SEN MAS MEN	01:53:28	03:33:04	03:54:09	05:41:35	07:51:11	09:41:19	11:37:55	12:55:58	13:58:19	<b>13:37:15</b>	<b>+5:06:04</b>
						01:53:28	01:39:35	00:21:04*	01:47:25	02:09:36	01:50:08	01:56:36	01:18:02	01:02:20	18,28 km/h	
372	559	BINDER Jens	GER	Gera	SEN MAS MEN	02:01:53	03:39:00	03:52:58	05:43:03	07:46:33	09:40:37	11:39:50	12:51:18	13:52:45	<b>13:38:47</b>	<b>+5:07:36</b>
						02:01:53	01:37:06	00:13:58*	01:50:04	02:03:30	01:54:04	01:59:12	01:11:27	01:01:26	18,25 km/h	





Platz	SNr	Name	NAT	Team	Kategorie	ELMEN	IMST-EIN	IMST-AUS*	PILLER-H.	NAUDERS	ST. MARIA	UMBRAIL	GOMAGOI	SULDEN	TOTAL**	Rückst.
373	165	<b>ZEILHOFER Rudolf</b>	GER	Icking	MAS MEN	02:00:33	03:36:06	03:50:12	05:39:21	07:52:45	09:50:51	11:41:20	12:54:46	13:55:15	<b>13:41:09</b>	<b>+5:09:58</b>
						02:00:33	01:35:33	00:14:06*	01:49:08	02:13:24	01:58:06	01:50:28	01:13:26	01:00:29	18,19 km/h	
374	550	<b>BAUER Jürgen</b>	GER	RSC Wolfratshausen	MEN	01:54:24	03:28:18	03:34:15	05:29:37	07:46:18	09:38:27	11:41:14	12:52:15	13:49:04	<b>13:43:07</b>	<b>+5:11:56</b>
						01:54:24	01:33:53	00:05:57*	01:55:21	02:16:40	01:52:09	02:02:46	01:11:01	00:56:49	18,15 km/h	
375	93	<b>HUTTER Sven</b>	GER	RC Münster	MAS MEN	01:55:19	03:43:48	03:51:31	05:49:58	07:55:41	09:47:07	11:50:42	12:52:16	13:53:58	<b>13:46:16</b>	<b>+5:15:05</b>
						01:55:19	01:48:29	00:07:42*	01:58:27	02:05:42	01:51:25	02:03:35	01:01:34	01:01:42	18,08 km/h	
DNF	279	<b>RITTINGHAUS Frank</b>	GER	BAYER Team Xa!	SEN MAS MEN	01:54:31	03:27:56	03:42:02	05:28:12	07:32:32	09:24:43	11:14:49	12:22:02			
						01:54:31	01:33:24	00:14:06*	01:46:09	02:04:20	01:52:11	01:50:05	01:07:13			
DNF	231	<b>FRANKE Stephan</b>	GER	RRG Bremen	MAS MEN	01:53:37	03:25:59	03:33:12	05:19:50	07:22:24	08:18:39	08:46:36	09:55:39			
						01:53:37	01:32:21	00:07:13*	01:46:37	02:02:34	00:56:14	00:27:56	01:09:03			
DNF	411	<b>SCHWEIKERT Harry</b>	GER	Team Forchheim	MAS MEN	01:41:31	02:55:18	03:01:07	04:30:18	06:10:23	07:32:06	08:56:34	10:06:10			
						01:41:31	01:13:47	00:05:49*	01:29:11	01:40:04	01:21:43	01:24:28	01:09:35			
DNF	347	<b>STEINLE Thomas</b>	GER	Nattheim	MEN	01:57:33	03:36:33	03:57:39	05:47:11	08:03:13	09:46:17	11:36:50	13:08:18			
						01:57:33	01:39:00	00:21:05*	01:49:31	02:16:02	01:43:03	01:50:33	01:31:27			
DNF	51	<b>LIEBMANN Teja</b>	GER	Unna	MAS MEN	01:54:40	03:30:57	03:45:21	05:43:41	08:16:05	09:48:32	11:48:05				
						01:54:40	01:36:17	00:14:24*	01:58:19	02:32:24	01:32:27	01:59:33				
DNF	283	<b>RÖCKINGER Stephan</b>	GER	BAYER Team Xa!	MEN	01:54:31	03:22:30	03:41:59	05:23:39	07:27:20	09:15:15	11:04:00				
						01:54:31	01:27:59	00:19:28*	01:41:40	02:03:40	01:47:55	01:48:44				
DNF	393	<b>BORK Uwe</b>	GER	Finning	MAS MEN	01:54:33	03:27:17	03:37:13	05:28:56	07:39:46	09:29:58	11:19:23				
						01:54:33	01:32:43	00:09:56*	01:51:43	02:10:49	01:50:12	01:49:24				
DNF	122	<b>RUDLOFF Gerd</b>	GER	TSV Harburg	MAS MEN	01:47:50	03:13:47	03:26:05	05:12:40	07:23:33	09:17:00	11:26:24				
						01:47:50	01:25:57	00:12:17*	01:46:35	02:10:53	01:53:26	02:09:24				
DNF	621	<b>HOLSTEIN Stefan</b>	GER	Lübeck	SEN MAS MEN	01:53:18	03:23:33	03:37:57	05:19:28	07:36:42	09:38:01	11:28:45				
						01:53:18	01:30:15	00:14:23*	01:41:31	02:17:13	02:01:19	01:50:43				





Platz	SNr	Name	NAT	Team	Kategorie	ELMEN	IMST-EIN	IMST-AUS*	PILLER-H.	NAUDERS	ST. MARIA	UMBRAIL	GOMAGOI	SULDEN	TOTAL**	Rückst.
DNF	640	MILLIKEN Brendan	GBR	Livingston	MEN	01:44:25	03:02:10	03:09:11	04:38:11	06:22:30	09:33:29	10:31:27				
						01:44:25	01:17:45	00:07:00*	01:29:00	01:44:18	03:10:59	00:57:58				
DNF	236	MIKUSCH Jürgen	AUT	St. Katharein/Laming	MEN	01:42:48	02:58:09	03:06:51	04:38:32	06:30:11	08:07:21					
						01:42:48	01:15:21	00:08:41*	01:31:40	01:51:39	01:37:10					
DNF	191	OKLE Armin	GER	Stuttgart	MAS MEN	01:49:01	03:16:49	03:28:46	05:13:23	07:25:25	09:16:44					
						01:49:01	01:27:48	00:11:57*	01:44:36	02:12:01	01:51:19					
DNF	486	FRÖSCHL Angela	AUT	TEAM ALPECIN 2014	WOMEN	01:47:59	03:10:09	03:26:14	05:00:11	06:59:12	09:00:49					
						01:47:59	01:22:10	00:16:04*	01:33:57	01:59:01	02:01:36					
DNF	389	TRAPP Falko	GER	RTF Koblenz	SEN MAS MEN	02:01:44	03:41:55	04:08:47	05:58:50	08:09:23						
						02:01:44	01:40:11	00:26:51*	01:50:03	02:10:33						
DNF	481	BUSKE Lukas	GER	TEAM ALPECIN 2014	MEN	02:02:14	03:49:23	04:04:21	06:01:06	08:13:22						
						02:02:14	01:47:08	00:14:58*	01:56:44	02:12:16						
DNF	111	SCHOLZ Silvio	GER	Klingenthal	MAS MEN	02:02:04	03:43:20	04:05:17	05:51:39	08:05:00						
						02:02:04	01:41:16	00:21:57*	01:46:22	02:13:21						
DNF	422	SIETZEN Georges	LUX	Luxemburg	SEN MAS MEN	02:13:17	03:54:54	04:13:22	06:07:10	08:22:34						
						02:13:17	01:41:36	00:18:27*	01:53:48	02:15:23						
DNF	506	PRAMBERGER Bernd	GER	Team Alpecin Allstar	MAS MEN	02:02:21	03:49:07	03:59:30	06:04:55	08:21:48						
						02:02:21	01:46:45	00:10:23*	02:05:24	02:16:53						
DNF	326	WEYER Matthias	GER	Düren	SEN MAS MEN	01:57:29	03:37:46	03:53:08	05:43:40	08:01:05						
						01:57:29	01:40:17	00:15:21*	01:50:31	02:17:24						
DNF	482	ROTH Sascha	GER	TEAM ALPECIN 2014	MAS MEN	01:55:46	03:28:56	03:49:18	05:54:16	08:13:23						
						01:55:46	01:33:09	00:20:22*	02:04:57	02:19:06						
DNF	425	QUARANTA Claudio	GER	assos-onlineshop.de	MEN	01:48:38	03:17:01	03:40:06	05:12:09	07:31:37						
						01:48:38	01:28:22	00:23:04*	01:32:03	02:19:27						



Platz	SNr	Name	NAT	Team	Kategorie	ELMEN	IMST-EIN	IMST-AUS*	PILLER-H.	NAUDERS	ST. MARIA	UMBRAIL	GOMAGOI	SULDEN	TOTAL**	Rückst.
DNF	325	HOFER Harald	ITA	Bämprotzn	MEN	02:01:53	03:36:27	03:48:43	05:37:48	07:58:41						
						02:01:53	01:34:34	00:12:15*	01:49:04	02:20:53						
DNF	181	MARTIN Ralf	GER	Laktatjunkies	MAS MEN	01:57:55	03:33:36	04:01:09	05:54:48	08:15:59						
						01:57:55	01:35:40	00:27:33*	01:53:39	02:21:10						
DNF	476	SCHUMANN Jörn	GER	TEAM ALPECIN 2014	MEN	01:55:43	03:35:59	03:56:58	05:56:03	08:18:05						
						01:55:43	01:40:16	00:20:58*	01:59:05	02:22:01						
DNF	205	DRESCHER Anke	GER	Die Talberg-Mammuts	WOMEN	02:11:22	04:05:35	04:19:32	06:23:22	08:49:44						
						02:11:22	01:54:13	00:13:56*	02:03:50	02:26:21						
DNF	248	VAN BAAL Rüdiger	GER	Laktatjunkies	SEN MAS MEN	01:54:26	03:33:10	04:00:25	05:44:50	08:15:55						
						01:54:26	01:38:43	00:27:15*	01:44:25	02:31:05						
DNF	217	MOOG Uwe	GER	SV Frisia 03	SEN MAS MEN	02:06:01	04:05:46	04:25:31	06:28:01	09:10:08						
						02:06:01	01:59:44	00:19:45*	02:02:30	02:42:07						
DNF	123	EHRHART Hans-Peter	GER	Trifelsbiker	SEN MAS MEN	02:06:08	03:53:54	04:09:28	06:26:48	09:10:23						
						02:06:08	01:47:45	00:15:34*	02:17:19	02:43:35						
DNF	197	BADSTUBER Roman	AUT	Rojak	MAS MEN	02:06:12	03:56:31	04:16:41	06:23:41	09:10:13						
						02:06:12	01:50:18	00:20:09*	02:07:00	02:46:32						
DNF	555	LENZEN Markus	GER	Ihr-Kaminofen.de	SEN MAS MEN	01:54:51	03:17:53	03:28:31	05:04:21							
						01:54:51	01:23:01	00:10:38*	01:35:49							
DNF	263	MAHL Joerg	GER	supervisor.de	MAS MEN	01:49:21	03:13:36	03:21:59	05:01:03							
						01:49:21	01:24:14	00:08:23*	01:39:04							
DNF	194	ROGGENBUCK Martin	GER	Bad Hindelang	MAS MEN	02:02:21	03:36:33	03:49:21	05:42:25							
						02:02:21	01:34:12	00:12:48*	01:53:03							
DNF	219	FISCHER Nadine	GER	Leutenbach	WOMEN	02:00:20	03:42:55	03:55:03	05:51:41							
						02:00:20	01:42:35	00:12:07*	01:56:38							





Platz	SNr	Name	NAT	Team	Kategorie	ELMEN	IMST-EIN	IMST-AUS*	PILLER-H.	NAUDERS	ST. MARIA	UMBRAIL	GOMAGOI	SULDEN	TOTAL**	Rückst.
DNF	71	<b>FRITZSCHE Richard</b>	GER	Richy1	MEN	01:57:36 01:57:36	03:34:17 01:36:40	03:55:22 00:21:05*	05:52:10 01:56:47							
DNF	84	<b>PAGELS Hans-Dieter</b>	GER	Bruckmühl	SEN MAS MEN	02:15:58 02:15:58	03:55:34 01:39:35	04:17:23 00:21:49*	06:14:57 01:57:34							
DNF	99	<b>HÄUBLER Apollonia</b>	GER	RVN Freising	WOMEN	02:18:29 02:18:29	04:13:40 01:55:10	04:34:36 00:20:56*	06:39:01 02:04:25							
DNF	349	<b>RYSER Bernhard</b>	SUI	Grosshöchstetten	MAS MEN	02:09:00 02:09:00	04:05:39 01:56:39	04:30:12 00:24:33*	06:41:46 02:11:33							
DNF	223	<b>JUCH Roy</b>	GER	Nordhausen	MAS MEN	02:02:28 02:02:28	03:58:20 01:55:51	04:21:08 00:22:48*	06:38:54 02:17:46							
DNF	387	<b>FOSCHUM Josef</b>	GER	RMC Appenzell	SEN MAS MEN	02:01:49 02:01:49	03:43:41 01:41:52	04:00:51 00:17:09*	06:25:26 02:24:34							
DNF	584	<b>SCHIESSL Martin</b>	GER	Champions Training	MAS MEN	02:12:54 02:12:54	04:08:45 01:55:51	04:20:33 00:11:48*	06:45:33 02:24:59							
DNF	464	<b>LINSNER Benjamin</b>	GER	Kaufbeuren	MEN	02:08:43 02:08:43	04:04:55 01:56:11	04:21:29 00:16:33*								
DNF	498	<b>SCHULZE-FALCK Ralf</b>	GER	Wiesbaden	SEN MAS MEN	02:01:50 02:01:50	04:01:59 02:00:09	04:31:50 00:29:51*								

